

# GOTSPORT 2025-26 PLAYER REGISTRATION



**ALL players must register with EPYSA through GotSport in order to be added to a team roster. Items needed for registration:**

- Photo (clear, passport-style headshot of the player -- no hats, hoods, sunglasses)
  - Birth Certificate/Proof of Age
  - Completed International Transfer Clearance (ITC) Questionnaire (one time only)
  - Electronic signature on *Eastern Pennsylvania Youth Soccer Player/Participant Waiver of Liability 25-26*
  - SafeSport Training (\*Players 18+ and those turning 18 before July 31<sup>st</sup> ONLY)
1. **Players who were on a YMS roster last year should only need to sign the 2025-26 EPYSA. Everything else should already be in GotSport (\*Photo can be updated until September 1st)**
  2. **Players who were rostered with a different EPYSA club last year may only need to sign the 2025-26 EPYSA form, as long as their info was pulled into the system correctly. If not, you can either follow all of the steps to upload a photo/birth certificate, or email [admin@ymssoccer.net](mailto:admin@ymssoccer.net) to troubleshoot.**
  3. **Players who were NOT on a YMS/EPYSA roster last year will need to follow ALL of the steps below to complete their registration.**

# GOTSPORT 2025-26 PLAYER REGISTRATION

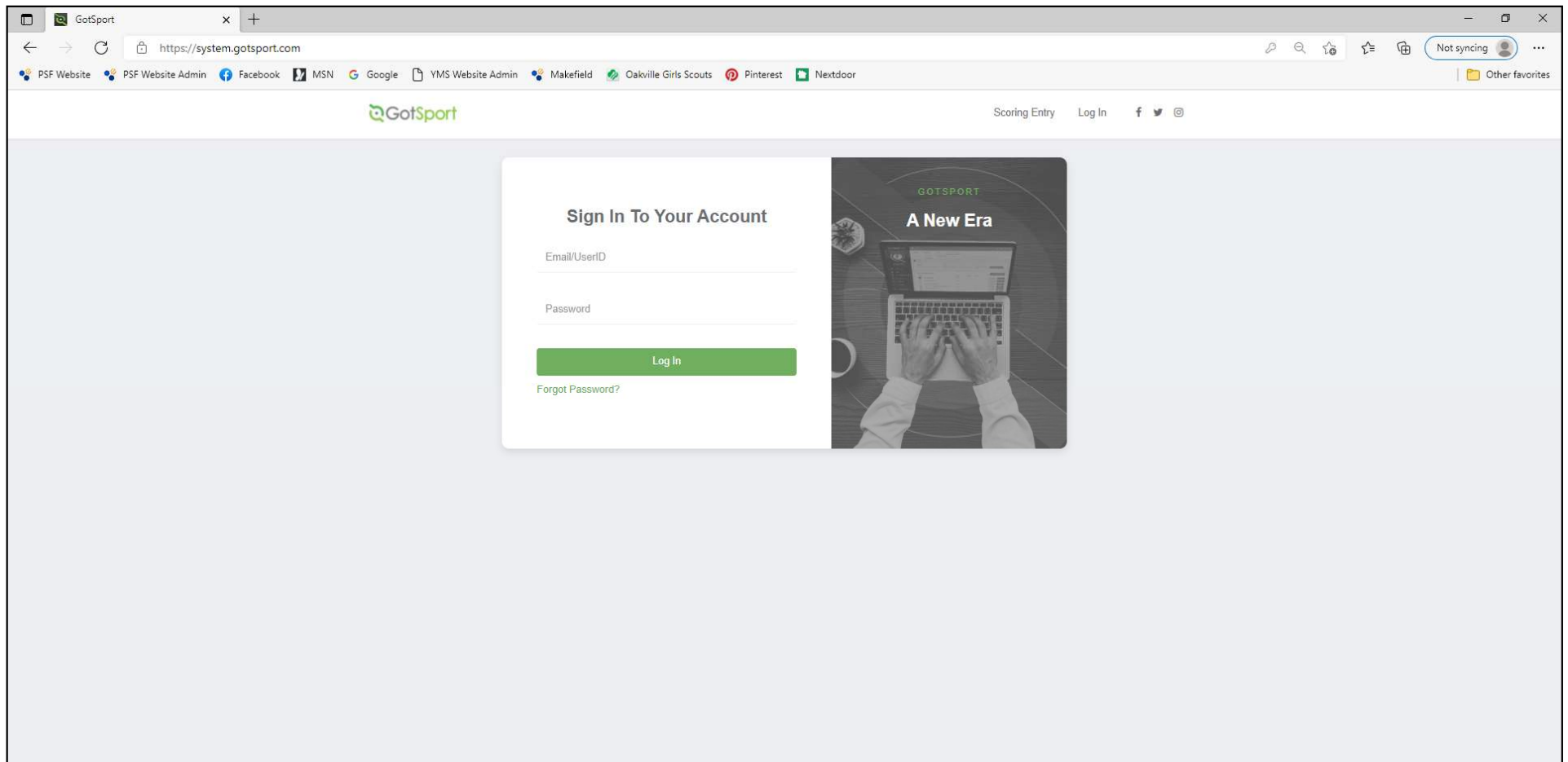


## TROUBLESHOOTING TIPS!

- GotSport is easier to navigate on a computer (instead of a phone). All of the screenshots in these instructions were taken from a computer. If you are using the mobile website, things will look different.
- All of the registration items must be completed in the **PLAYER** account.
  - When you log into GotSport, you will be in your **PARENT** account.
  - Click **FAMILY**, then on your **PLAYER'S NAME** to access their player account.

# GOTSPORT 2025-26 PLAYER REGISTRATION

1. Log into your GotSport account:  
<https://system.gotsport.com/>
2. If you do not already have a GotSport account, click “FORGOT PASSWORD.” GotSport will send you an email so you can set your password & gain entry into the system.



# GOTSPORT 2025-26 PLAYER REGISTRATION

You will now be logged into your **PARENT** account.  
This is different from your child's **PLAYER** account.

(\***DO NOT** change the name or add any of your  
player's information on this screen.)

The screenshot shows the GotSport 2025-26 Player Registration form for a parent account. The interface includes a top navigation bar with the GotSport logo and a green header. Below the header is a navigation menu with options: Dashboard, Account (selected), Reporting, Team Management, Team Scheduling, Program Registrations, Forms, and Referee. A user profile icon is visible in the top right corner.

The main content area is divided into a left sidebar and a central form. The sidebar contains links to Account, Roles, Tickets, Emergency Info, Family, Documents, Billing, and Recruiting Profile. The central form is titled "Profile" and includes sections for Photo, Avatar, College Recruiting, and personal information.

**Form Fields:**

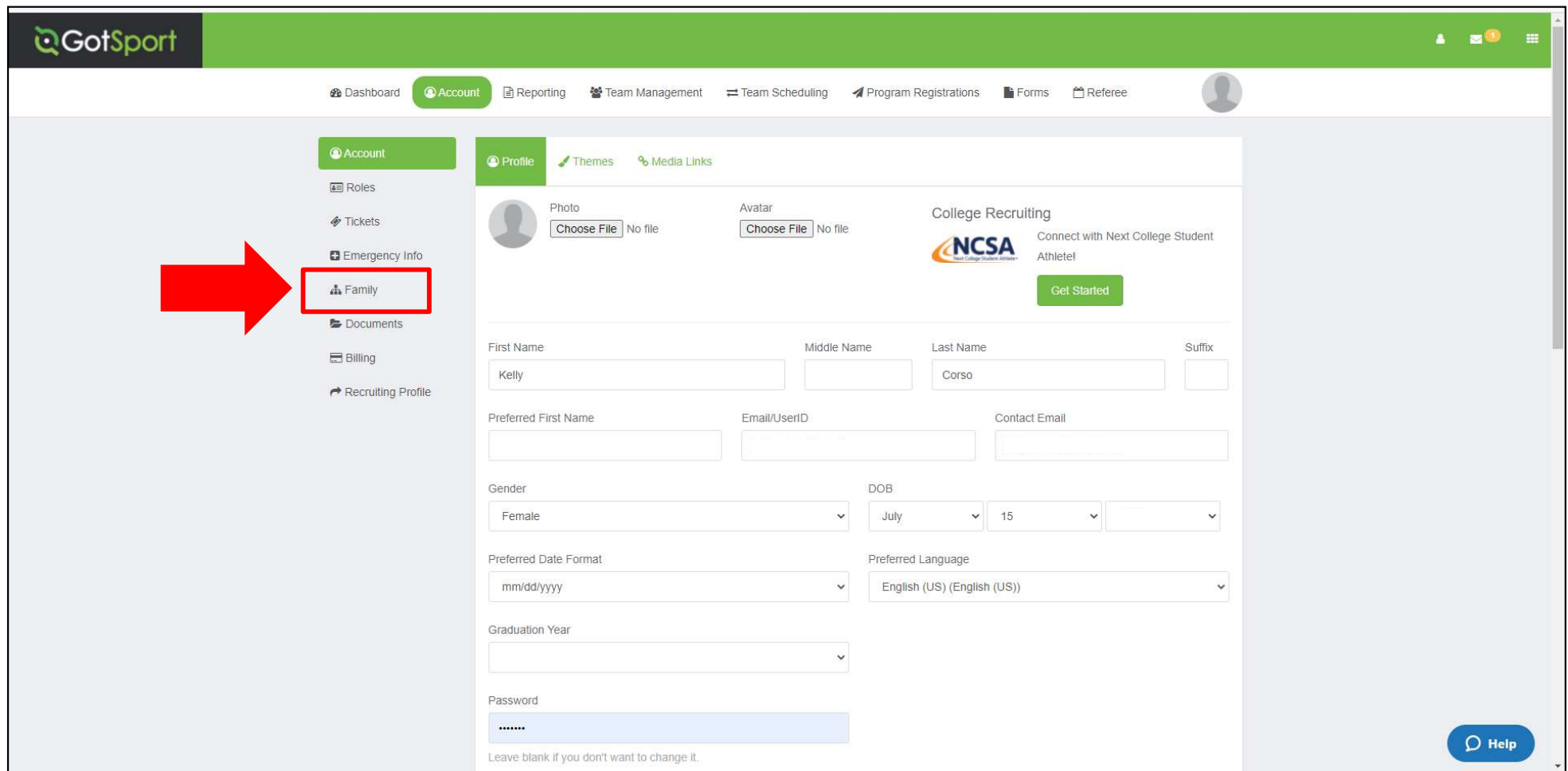
- Photo:** Choose File No file
- Avatar:** Choose File No file
- College Recruiting:** Connect with Next College Student Athlete! (NCSA logo) Get Started
- First Name:** Kelly
- Middle Name:**
- Last Name:** Corso
- Suffix:**
- Preferred First Name:**
- Email/UserID:**
- Contact Email:**
- Gender:** Female
- DOB:** July 15
- Preferred Date Format:** mm/dd/yyyy
- Preferred Language:** English (US) (English (US))
- Graduation Year:**
- Password:** (masked with dots)

Leave blank if you don't want to change it.

A Help button is located in the bottom right corner.

# GOTSPORT 2025-26 PLAYER REGISTRATION

To gain entry into the PLAYER account,  
click on **FAMILY**.



The screenshot shows the GotSport 2025-26 Player Registration interface. The top navigation bar includes links for Dashboard, Account, Reporting, Team Management, Team Scheduling, Program Registrations, Forms, and Referee. The left sidebar contains links for Account, Roles, Tickets, Emergency Info, Family, Documents, Billing, and Recruiting Profile. A red arrow points to the 'Family' link. The main content area displays the 'Profile' section with fields for Photo, Avatar, College Recruiting (NCSA), First Name, Middle Name, Last Name, Suffix, Preferred First Name, Email/UserID, Contact Email, Gender, DOB, Preferred Date Format, Preferred Language, Graduation Year, and Password. A 'Get Started' button is visible next to the NCSA logo.

**GotSport**

Dashboard Account Reporting Team Management Team Scheduling Program Registrations Forms Referee

Account

Roles Tickets Emergency Info **Family** Documents Billing Recruiting Profile

Profile Themes Media Links

Photo Choose File No file Avatar Choose File No file College Recruiting NCSA Connect with Next College Student Athlete! Get Started

First Name Middle Name Last Name Suffix

Kelly Corso

Preferred First Name Email/UserID Contact Email

Gender DOB

Female July 15

Preferred Date Format Preferred Language

mm/dd/yyyy English (US) (English (US))

Graduation Year

Password

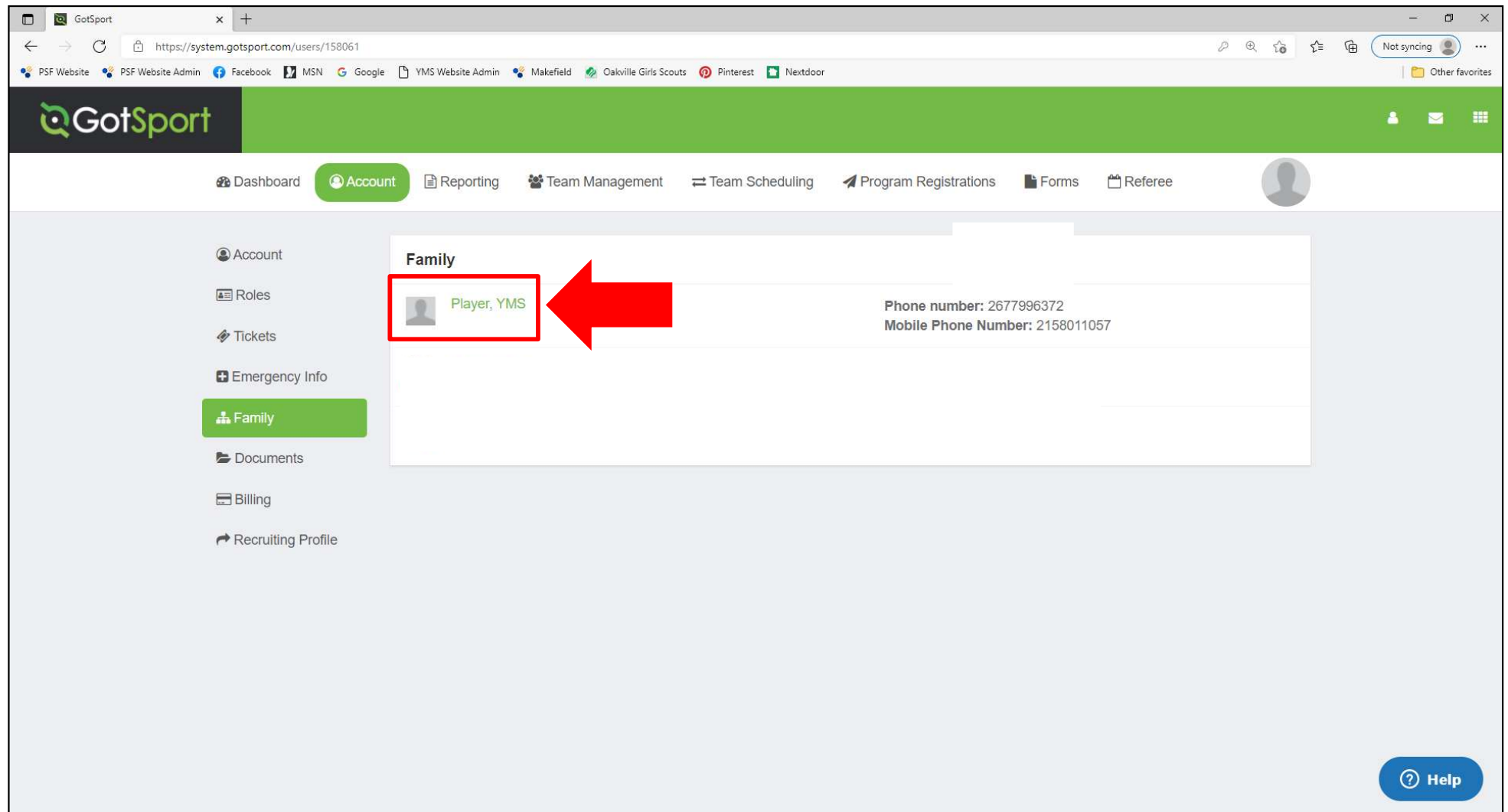
Leave blank if you don't want to change it.

Help


# GOTSPORT 2025-26 PLAYER REGISTRATION

The players associated with your parent account should appear.

Click on the player's name to enter their **PLAYER** account.



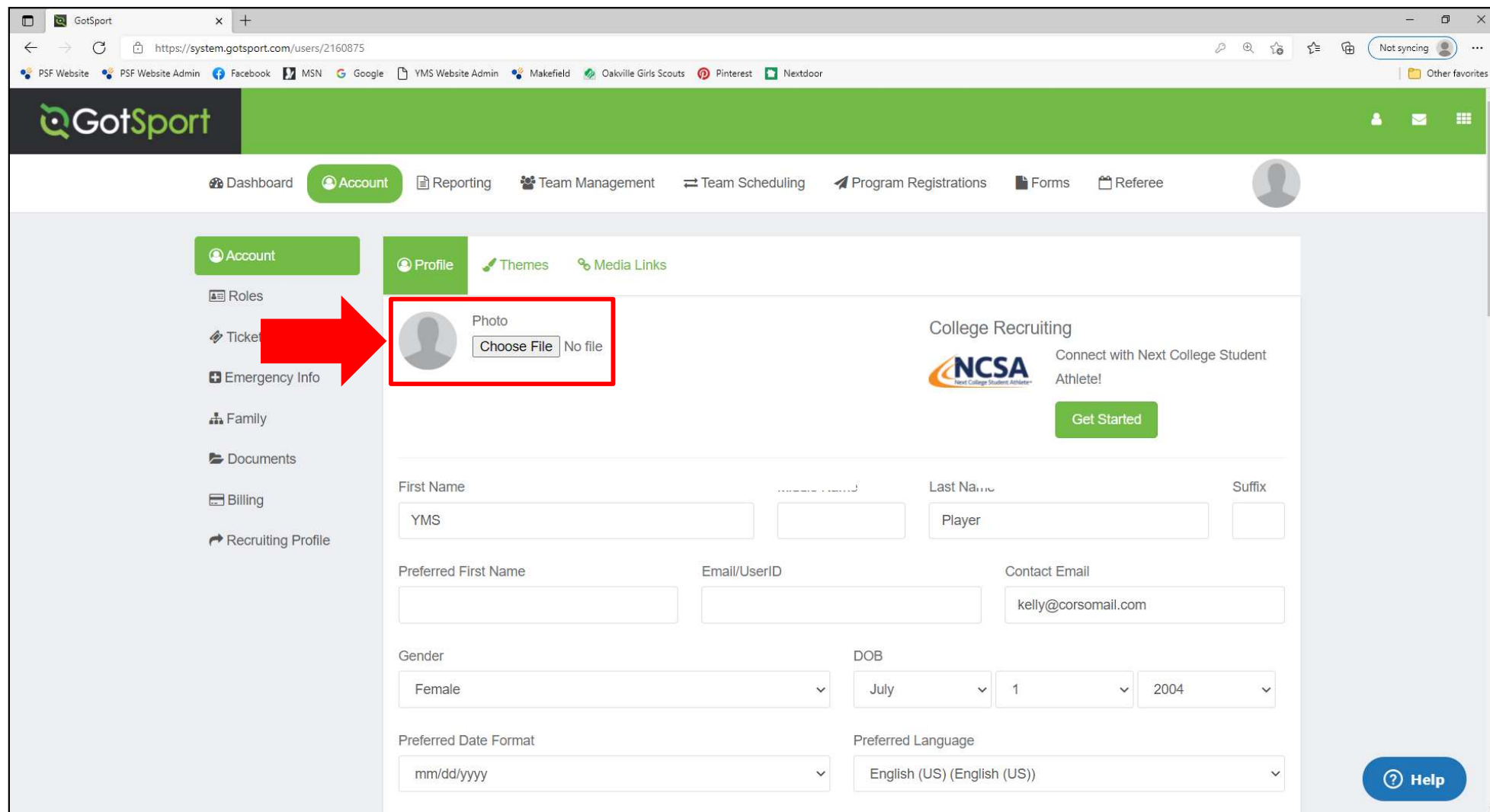
The screenshot shows the GotSport web application interface. The browser address bar displays <https://system.gotsport.com/users/158061>. The top navigation bar includes the GotSport logo and a green header. Below this, a secondary navigation bar contains links: Dashboard, Account (highlighted), Reporting, Team Management, Team Scheduling, Program Registrations, Forms, and Referee. A user profile icon is visible on the right. The left sidebar lists various account management options: Account, Roles, Tickets, Emergency Info, Family (highlighted), Documents, Billing, and Recruiting Profile. The main content area is titled 'Family' and displays a list of players. The first entry is 'Player, YMS', which is highlighted with a red box and a large red arrow pointing to it. To the right of this entry, contact information is shown: 'Phone number: 2677996372' and 'Mobile Phone Number: 2158011057'. A 'Help' button is located in the bottom right corner.

Family	
 Player, YMS	Phone number: 2677996372 Mobile Phone Number: 2158011057

# GOTSPORT 2025-26 PLAYER REGISTRATION

## UPLOAD PLAYER PHOTO:

Click on **CHOOSE FILE** to upload a photo. Photo must be a CLEAR, passport-style headshot of the child (no hats, hoods, sunglasses, etc.).



The screenshot shows the GotSport user interface for a player's profile. The browser address bar displays <https://system.gotsport.com/users/2160875>. The top navigation bar includes links for Dashboard, Account, Reporting, Team Management, Team Scheduling, Program Registrations, Forms, and Referee. The left sidebar lists various account management options: Account, Roles, Tickets, Emergency Info, Family, Documents, Billing, and Recruiting Profile. The main content area is titled 'Profile' and features a 'Photo' section with a placeholder icon and a 'Choose File' button, which is highlighted by a red rectangle and a red arrow. Below the photo section, there is a 'College Recruiting' section with the NCSA logo and a 'Get Started' button. The form fields for the player's information are as follows:

First Name	Last Name	Suffix
YMS	Player	

Preferred First Name	Email/UserID	Contact Email
		kelly@corsomail.com

Gender	DOB
Female	July 1, 2004

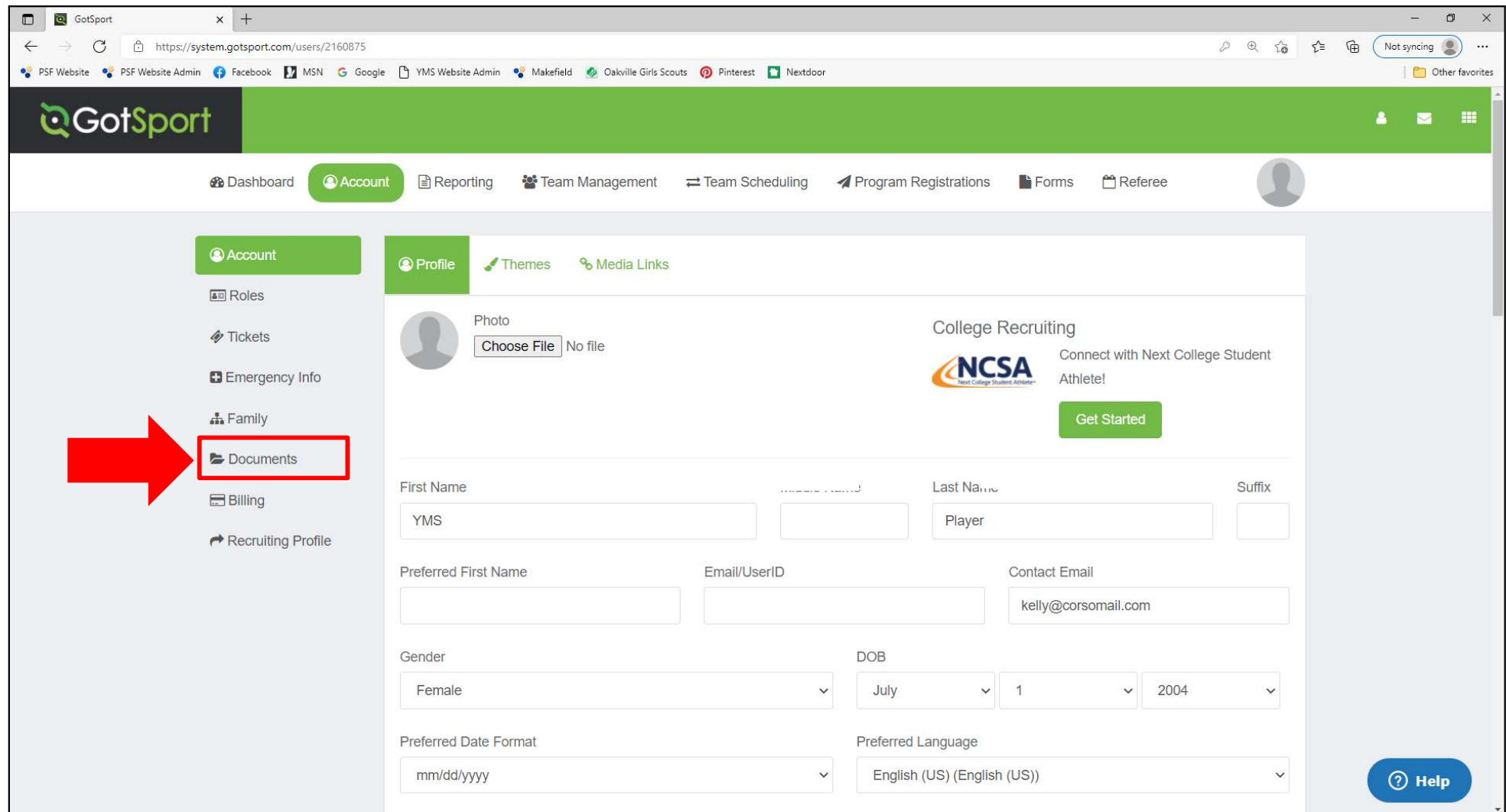
Preferred Date Format	Preferred Language
mm/dd/yyyy	English (US) (English (US))

A 'Help' button is located in the bottom right corner of the page.

# GOTSPORT 2025-26 PLAYER REGISTRATION

## UPLOAD BIRTH CERTIFICATE:

Click on **DOCUMENTS**



The screenshot shows the GotSport website interface for player registration. The left sidebar contains a list of navigation links: Account, Roles, Tickets, Emergency Info, Family, Documents, Billing, and Recruiting Profile. A red arrow points to the 'Documents' link, which is highlighted with a red box. The main content area displays the 'Profile' section, including a photo upload area, a 'College Recruiting' section with the NCSA logo, and a form for entering player information. The form fields include First Name, Last Name, Suffix, Preferred First Name, Email/UserID, Contact Email, Gender, and Date of Birth (DOB). The 'Contact Email' field is pre-filled with 'kelly@corsomail.com'. The 'Gender' dropdown is set to 'Female', and the 'DOB' dropdowns are set to 'July', '1', and '2004'. The 'Preferred Date Format' is set to 'mm/dd/yyyy' and the 'Preferred Language' is set to 'English (US) (English (US))'. A 'Help' button is located in the bottom right corner.

GotSport

Dashboard Account Reporting Team Management Team Scheduling Program Registrations Forms Referee

Account

Profile Themes Media Links

Photo  
Choose File No file

College Recruiting  
NCSA  
Connect with Next College Student Athlete!  
Get Started

First Name YMS Last Name Player Suffix

Preferred First Name Email/UserID Contact Email kelly@corsomail.com

Gender Female DOB July 1 2004

Preferred Date Format mm/dd/yyyy Preferred Language English (US) (English (US))

Help



# GOTSPORT 2025-26 PLAYER REGISTRATION

## UPLOAD BIRTH CERTIFICATE:

Click on **NEW DOCUMENT**

The screenshot shows the GotSport web application interface. The browser address bar displays <https://system.gotsport.com/users/2160875>. The top navigation bar includes the GotSport logo and a user profile icon. Below this, a secondary navigation bar contains links for Dashboard, Account (highlighted), Reporting, Team Management, Team Scheduling, Program Registrations, Forms, and Referee. A left sidebar lists various user options: Account, Roles, Tickets, Emergency Info, Family, Documents (highlighted), Billing, and Recruiting Profile. The main content area is titled 'Documents' and features a dropdown menu set to 'All Files' with a 'Submit' button. Below this, the text 'No Documents' is displayed. A large red arrow points from the 'Documents' section towards a green button labeled '+ New Document', which is enclosed in a red rectangular box. In the bottom right corner, there is a blue 'Help' button with a question mark icon.

# GOTSPORT 2025-26 PLAYER REGISTRATION

## UPLOAD BIRTH CERTIFICATE:

Select **BIRTH CERTIFICATE – EASTERN PENNSYLVANIA YOUTH SOCCER ASSOCIATION** from the drop-down menu & click **GO**.

The screenshot shows the GotSport web application interface. The top navigation bar includes links for Dashboard, Account, Reporting, Team Management, Team Scheduling, Program Registrations, Forms, and Referee. The left sidebar lists various user management options like Account, Roles, Tickets, Emergency Info, Family, Documents, Billing, and Recruiting Profile. The main content area displays a 'New Document' form with a 'Document Repository' dropdown menu. The dropdown is open, showing a list of document types, with 'Birth Certificate - Eastern Pennsylvania Youth Soccer Association' highlighted. A red arrow points to this option. A 'Go' button is visible next to the dropdown. The bottom right corner features a 'Help' button.

GotSport

Dashboard Account Reporting Team Management Team Scheduling Program Registrations Forms Referee

Account Roles Tickets Emergency Info Family Documents Billing Recruiting Profile

<< Back

New Document

Document Repository

Select One... Go

Select One...

Birth Certificate - Yardley Makefield Soccer

Birth Certificate - Eastern Pennsylvania Youth Soccer Association

EDP U20/U23 Proof of Birth - EDP Soccer

US Club Soccer - Proof of Birth - US Club Soccer

Help

# GOTSPORT 2025-26 PLAYER REGISTRATION

## UPLOAD BIRTH CERTIFICATE:

1. Choose **PROOF OF BIRTH UPLOAD**
2. Click on **CHOOSE FILE** to upload the document
3. Click **SAVE**

The screenshot displays the GotSport 2025-26 Player Registration interface. The top navigation bar includes the GotSport logo and a green header. Below this, a secondary navigation bar lists various menu items: Dashboard, Account (highlighted), Events, Reporting, Team Management, Team Scheduling, Program Registrations, Forms, Referee, and Family. The main content area features a sidebar on the left with options like Account, Roles, Rosters, Registration History, Roster History, Tickets, Emergency Info, Family, Documents (highlighted), Billing, and Booking. A 'Support' button is located at the bottom left. The central 'New Document' form is titled 'New Document' and includes a 'Back' link. It contains three main sections: 'Repository Name' with a text input field containing 'Birth Certificate'; 'Document Label' with a dropdown menu set to 'Proof of Birth Upload'; and 'File' with a 'Choose File' button and the text 'No file chosen'. A green 'Save' button is positioned at the bottom of the form. Three red arrows with numbers 1, 2, and 3 indicate the steps: Arrow 1 points to the 'Document Label' dropdown, Arrow 2 points to the 'Choose File' button, and Arrow 3 points to the 'Save' button.

GotSport

Dashboard Account Events Reporting Team Management Team Scheduling Program Registrations Forms Referee Family

Account Roles Rosters Registration History Roster History Tickets Emergency Info Family Documents Billing Booking

Support

« Back

**New Document**

Repository Name  
Birth Certificate

Document Label  
Proof of Birth Upload

File  
Choose File No file chosen

Save

# GOTSPORT 2025-26 PLAYER REGISTRATION

*\*This is a U.S. Soccer/FIFA requirement. The form only needs to be completed one time and will then stay with that player through future years in GotSport. The answers given will trigger next steps – additional registration steps may be required for players born outside of the U.S. If no additional steps are needed, it will be labeled as “Fulfilled” on the player dashboard.*

## COMPLETE INTERNATIONAL TRANSFER CLEARANCE (ITC) QUESTIONNAIRE:

1. Click on **DASHBOARD**
2. Click on **DETAILS**

The screenshot shows the GotSport 2025-26 Player Registration dashboard for Yardley Makefield Soccer. The top navigation bar includes links for Dashboard, Account, Events, Reporting, Team Management, Team Scheduling, Program Registrations, Forms, Referee, and Family. The main content area displays the 'Requirements' section, which includes a table of USYS Requirements. A red arrow labeled '1' points to the 'Dashboard' button in the top navigation bar. Another red arrow labeled '2' points to the 'Details' link in the 'Requirements' table.

USYS Requirements	Rolling	22/23	23/24	
International Transfer Clearance (ITC) Questionnaire	Required	Not/Applicable	Not/Applicable	<a href="#">Details</a>

# GOTSPORT 2025-26 PLAYER REGISTRATION

*\*This is a U.S. Soccer/FIFA requirement. The form only needs to be completed one time and will then stay with that player through future years in GotSport. The answers given will trigger next steps – additional registration steps may be required for players born outside of the U.S. If no additional steps are needed, it will be labeled as “Fulfilled” on the player dashboard.*

## COMPLETE INTERNATIONAL TRANSFER CLEARANCE (ITC) QUESTIONNAIRE:

1. Click on **SUBMIT NEW REPORT**
2. Answer all questions, electronically sign form, and click submit

GotSport

### International Transfer Clearance (ITC) Questionnaire


Status Required

[Submit New Report](#)

#### Report History

ID	Date Submitted	Date Completed	Updated	Status
----	----------------	----------------	---------	--------

#### Risk Management



**Enforced By** Eastern Pennsylvania Youth Soccer Association

**Contact Information**

**Mobile Phone Number** 6102389966

**Address** 4070 Butler Pike Suite 100  
Plymouth Meeting, PA 19462  
US

Reports older than have expired

# GOTSPORT 2025-26 PLAYER REGISTRATION

## SIGN REQUIRED EPYSA FORM:

Click on **FAMILY**>**PLAYER NAME** to get back into the **PLAYER ACCOUNT**. (Forms must be signed in **PLAYER** account, NOT **PARENT** account)

Click on **FORMS**

The screenshot shows the GotSport 2025-26 Player Registration interface. The top navigation bar is green with the GotSport logo on the left and user icons on the right. Below the navigation bar, the 'Forms' link is highlighted with a red box and a red arrow. The main content area is divided into two sections: a left sidebar with account management links and a right section for the registration form.

**Left Sidebar:**

- Account
- Roles
- Tickets
- Emergency Info
- Family
- Documents
- Billing
- Recruiting Profile

**Registration Form:**

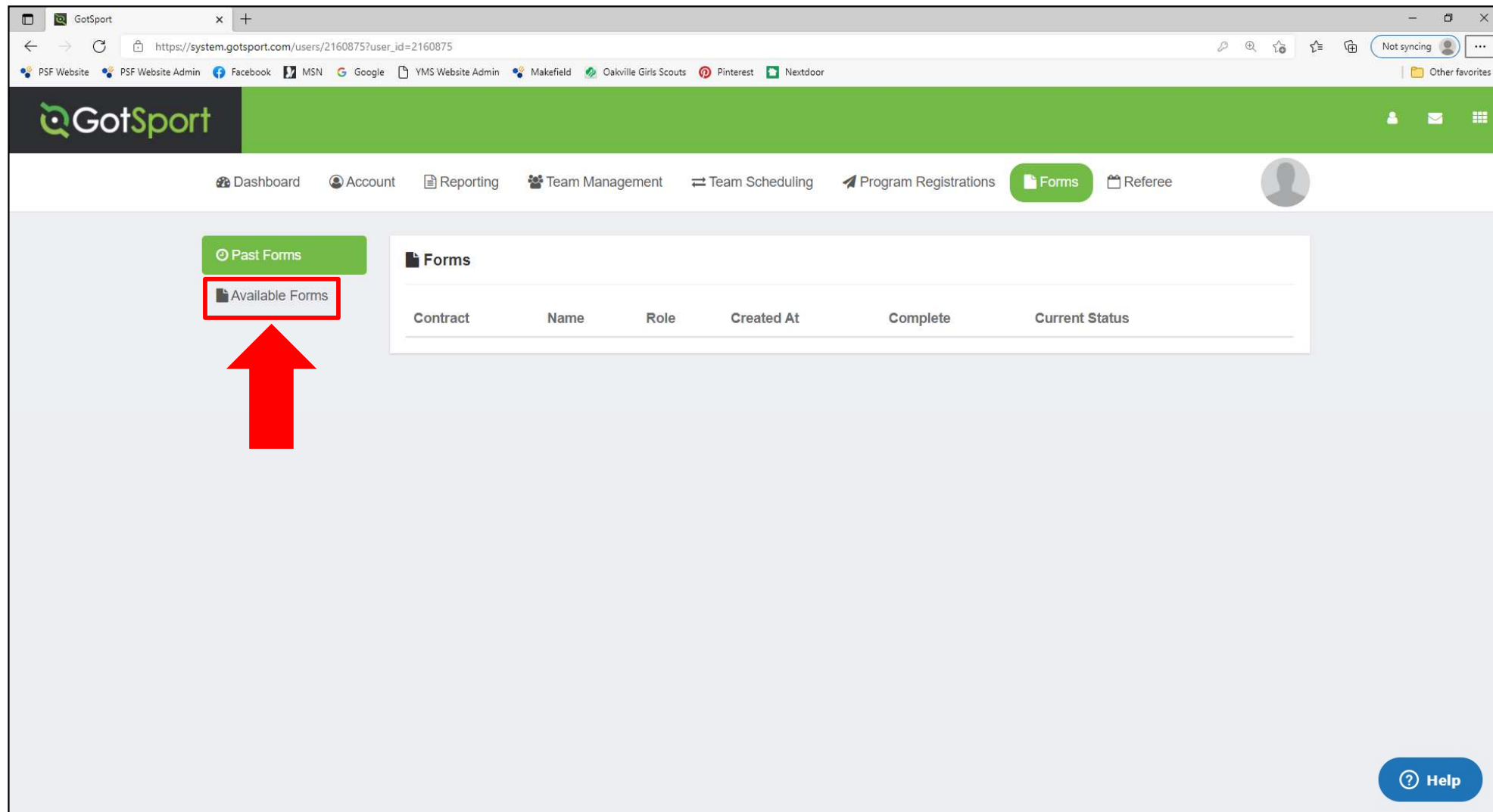
- Profile:** Includes fields for Photo, Avatar, and College Registration (with a 'Get Started' button).
- Themes:** Includes a 'Choose File' button.
- Media Links:** Includes a 'Choose File' button.
- First Name:** Kelly
- Middle Name:**
- Last Name:** Corso
- Suffix:**
- Preferred First Name:**
- Email/UserID:** kelly.corso@gmail.com
- Contact Email:** kelly.corso@gmail.com
- Gender:** Female
- DOB:** July 15 1974
- Preferred Date Format:** mm/dd/yyyy
- Preferred Language:** English (US) (English (US))
- Graduation Year:**
- Password:** (masked with dots)

Leave blank if you don't want to change it.

# GOTSPORT 2025-26 PLAYER REGISTRATION

## SIGN REQUIRED EPYSA FORM:

If the forms do not automatically appear,  
click on **AVAILABLE FORMS**



The screenshot shows the GotSport website interface. The top navigation bar includes links for Dashboard, Account, Reporting, Team Management, Team Scheduling, Program Registrations, Forms, and Referee. The 'Forms' section is active, displaying a table with columns: Contract, Name, Role, Created At, Complete, and Current Status. A sidebar on the left shows 'Past Forms' and 'Available Forms' buttons. A red arrow points to the 'Available Forms' button, which is highlighted with a red box. A 'Help' button is visible in the bottom right corner.

Contract	Name	Role	Created At	Complete	Current Status
----------	------	------	------------	----------	----------------

# GOTSPORT 2025-26 PLAYER REGISTRATION

## SIGN REQUIRED EPYSA FORM:

Click **START** to access & sign the **Eastern Pennsylvania Youth Soccer Player/Participant Waiver of Liability 25/26** form

The screenshot shows the GotSport website interface. The top navigation bar includes links for Dashboard, Account, Events, Team Management, Team Scheduling, Program Registrations, Forms, Referee, and Family. The 'Forms' tab is active. On the left sidebar, there are links for Past Forms, Available Forms (highlighted), and Support Tickets. The main content area features a banner for 'THE CHICAGO NATIONS CUP' and a list of 'Available Forms'. The forms listed are:


- EPYSA Birth Certificate (Eastern Pennsylvania Youth Soccer Association) with a 'Start' button.
- FORM R002 | Player Info, Medical Treatment Authorization, Liability Waiver/Release and Consent Form (US Club Soccer) with a 'Start' button.
- Eastern Pennsylvania Youth Soccer Player Registration 22/23 (Eastern Pennsylvania Youth Soccer Association) with a 'Complete' button.
- Eastern Pennsylvania Youth Soccer Player/Participant Waiver of Liability 23/24 (Eastern Pennsylvania Youth Soccer Association) with a 'Start' button. This form is highlighted with a red box.



# GOTSPORT 2025-26 PLAYER REGISTRATION

SIGN REQUIRED EPYSA FORM:


Click on **REGISTER** next to the player's name




Eastern Pennsylvania Youth Soccer Player/Participant  
Waiver of Liability 23/24  
Official Player State Registration Form and Waiver of Liability

Cart (0)


Register

 New user


Register

 Kelly Corso


Register



Register



Register

 Yms Player

Register

Go to My Account

# GOTSPORT 2025-26 PLAYER REGISTRATION

## SIGN REQUIRED EPYSA FORM:

Click through the Profile Information screen, then complete & sign the form. Click **SAVE** after signing.

The screenshot shows the 'Registration Form' tab selected in a web browser. The form is titled 'Eastern Pennsylvania Youth Soccer Player/Participant Waiver of Liability 23/24' and is for 'Molly Corso', Director: Kelly Corso. It includes a progress bar with 'Profile Information', 'Registration Form', and 'Payment Plan'. The 'Registration Form' section contains a question: '\* Is player's primary residence in Pennsylvania?' with radio buttons for 'Yes' and 'No'. Below this is a dropdown menu for 'If No, please select the state of residence.' with the text 'Select One...'. The form also includes a paragraph of text: 'In consideration of being allowed to participate in any way in any program, event or activity sponsored or sanctioned by US Youth Soccer and the Eastern Pennsylvania Youth Soccer Association, I the undersigned, acknowledge, appreciate, and agree that: Recognizing the possibility of injury or illness, and in consideration for US Youth Soccer and members of US Youth Soccer (e.g., Eastern Pennsylvania Youth Soccer and its members) accepting my child as a player in the soccer programs and activities of US Youth Soccer and its members (the "Programs"), I consent to my son/daughter participating in the Programs. I am aware there are risks to me of exposure to directly or indirectly arising out of, contributed to, by, or resulting from an outbreak of any and all communicable disease, including but not limited to, the virus "severe acute respiratory syndrome coronavirus 2 (SARS-CoV-2)", which is responsible for Coronavirus Disease (COVID-19) and/or any mutation or variation thereof.'

This screenshot shows the signature section of the waiver form. It includes a paragraph of text: 'Further, I hereby release, discharge, and otherwise indemnify US Youth Soccer, its member organizations (Eastern Pennsylvania Youth Soccer) and sponsors, their employees, associated personnel, and volunteers, including the owner of fields and facilities utilized for the Programs, against any claim by or on behalf of my player son/daughter as a result of my child's participation in soccer.' Below this is a paragraph of text: 'I consent to Eastern Pennsylvania Youth Soccer and its affiliates taking photographs, video recordings, and/or sound recordings in documenting the activities of Eastern Pennsylvania Youth Soccer's programs and services. I hereby grant Eastern Pennsylvania Youth Soccer and its affiliates' permission to use the images and/or recordings, or any other reproduction of the same made through any medium, and in any and all media now or hereafter known, including, but not limited to educational uses, marketing, public relations, websites, social media, publications, promotions, broadcasts, advertisements, and posters, as well as for non-association uses.' Below this is a paragraph of text: 'My child and my child's parents and guardians will abide by the rules, policies, procedures, and protocols as provided by U.S. Youth Soccer and members of U.S. Youth Soccer, including Eastern Pennsylvania Youth Soccer and all affiliated member organizations.' Below this is a paragraph of text: 'I HAVE READ THIS RELEASE OF LIABILITY AND ASSUMPTION OF RISK AGREEMENT, FULLY UNDERSTAND ITS TERMS, UNDERSTAND THAT I HAVE GIVEN UP SUBSTANTIAL RIGHTS BY SIGNING IT, AND SIGN IT FREELY AND VOLUNTARILY WITHOUT ANY INDUCEMENT.' At the bottom, there is a line for a signature, a 'Please Sign Above' label, a 'Save (Page 1 of 1)' button, and a 'Close' button.

# GOTSPORT 2025-26 PLAYER REGISTRATION

## SIGN REQUIRED EPYSA FORM:

After saving, a summary of the signed form will appear on the next screen. Scroll down and click on the **MY PROFILE** button to return to your **PARENT ACCOUNT**.

This screenshot shows the 'Eastern Pennsylvania Youth Soccer Player/Participant Waiver of Liability 23/24' form. The form is titled 'Official Player State Registration Form and Waiver of Liability'. It includes a 'Submitted: Jul 07, 2023 06:10pm' timestamp and a 'OWNER: EASTERN PENNSYLVANIA YOUTH SOCCER ASSOCIATION' field with a 'PENDING' status. The 'REGISTRATION FORM ANSWERS' section shows 'Is player's primary residence in Pennsylvania?' with a 'Yes' response. Below this, there is a section for 'In consideration of being allowed to participate in any way in any program, event or activity sponsored or sanctioned by US Youth Soccer and the Eastern Pennsylvania Youth Soccer Association, I the undersigned, acknowledge, appreciate, and agree that:'. This is followed by a paragraph recognizing the possibility of injury or illness. The form also includes a section for 'I, for myself and on behalf of my heirs, assigns, personal representatives and next of kin, HEREBY RELEASE, INDEMNIFY, AND HOLD HARMLESS US YOUTH SOCCER and the EASTERN PENNSYLVANIA YOUTH SOCCER ASSOCIATION, its member clubs and affiliates, its officers, officials, agents and/or employees, volunteers, sponsors, advertisers and if applicable, owners and lessors of fields or facilities utilized for the programs (RELEASEES), from any and all claims, demands, losses, and liability arising out of or related to any ILLNESS, INJURY, DISABILITY OR DEATH I may suffer, WHETHER ARISING FROM THE NEGLIGENCE OF THE RELEASEES OR OTHERWISE, to the fullest extent permitted by law.'

This screenshot shows the summary page of the signed waiver form. It displays the same text as the previous form, including the title, submission timestamp, owner information, and the registration form answers. At the bottom of the form, there is a 'SIGNATURE' field. A red box highlights a blue button labeled 'My Profile' at the bottom right of the form, which is used to return to the parent account.

# GOTSPORT 2025-26 PLAYER REGISTRATION

## SIGN REQUIRED EPYSA FORM:

To verify the form is complete, you can go back into the **PLAYER ACCOUNT** by clicking on **FAMILY>PLAYER NAME>FORMS**.

The screenshot displays the GotSport web application interface. At the top, a green header bar contains the GotSport logo and navigation icons. Below this, a white navigation bar lists various menu items: Dashboard, Account, Events, Team Management, Team Scheduling, Program Registrations, Forms (highlighted), Referee, and Family. The main content area features a sidebar on the left with options for Past Forms, Available Forms (highlighted), and Support Tickets. The central panel shows a banner for 'THE CHICAGO NATIONS CUP' with a 'TICKETS' button. Below the banner, a section titled 'Available Forms' lists four forms:

- EPYSA Birth Certificate (Eastern Pennsylvania Youth Soccer Association) with a 'Start' button.
- FORM R002 | Player Info, Medical Treatment Authorization, Liability Waiver/Release and Consent Form (US Club Soccer) with a 'Start' button.
- Eastern Pennsylvania Youth Soccer Player Registration 22/23 (Eastern Pennsylvania Youth Soccer Association) with a 'Complete' button.
- Eastern Pennsylvania Youth Soccer Player/Participant Waiver of Liability 23/24 (Eastern Pennsylvania Youth Soccer Association) with a 'Complete' button, which is highlighted by a red rectangle.

At the bottom of the interface, there is a 'Support' button on the left and links for 'Help & Support' and 'Privacy Policy' on the right.

# **GOTSPORT 2025-26 PLAYER REGISTRATION**

## **SAFESPORT TRAINING**

**Players age 18+ and those who will turn 18 during the season (August 1 thru July 31) must also complete annual [SafeSport Training](#).**

**Visit the YMS website for instructions:**

**<https://www.ymssoccer.net/resources/gotsport-player-registration/>**

# GOTSPORT 2025-26 PLAYER REGISTRATION



## **TROUBLESHOOTING TIP!**

All of the registration items must be completed in the **PLAYER** account. When you log into GotSport, you will be in your **PARENT** account. Click **FAMILY**, then on your **PLAYER'S NAME** to access their player account.

Questions?

Email: [admin@ymssoccer.net](mailto:admin@ymssoccer.net) or your team manager