

GOTSPORT 2024-25 PLAYER REGISTRATION

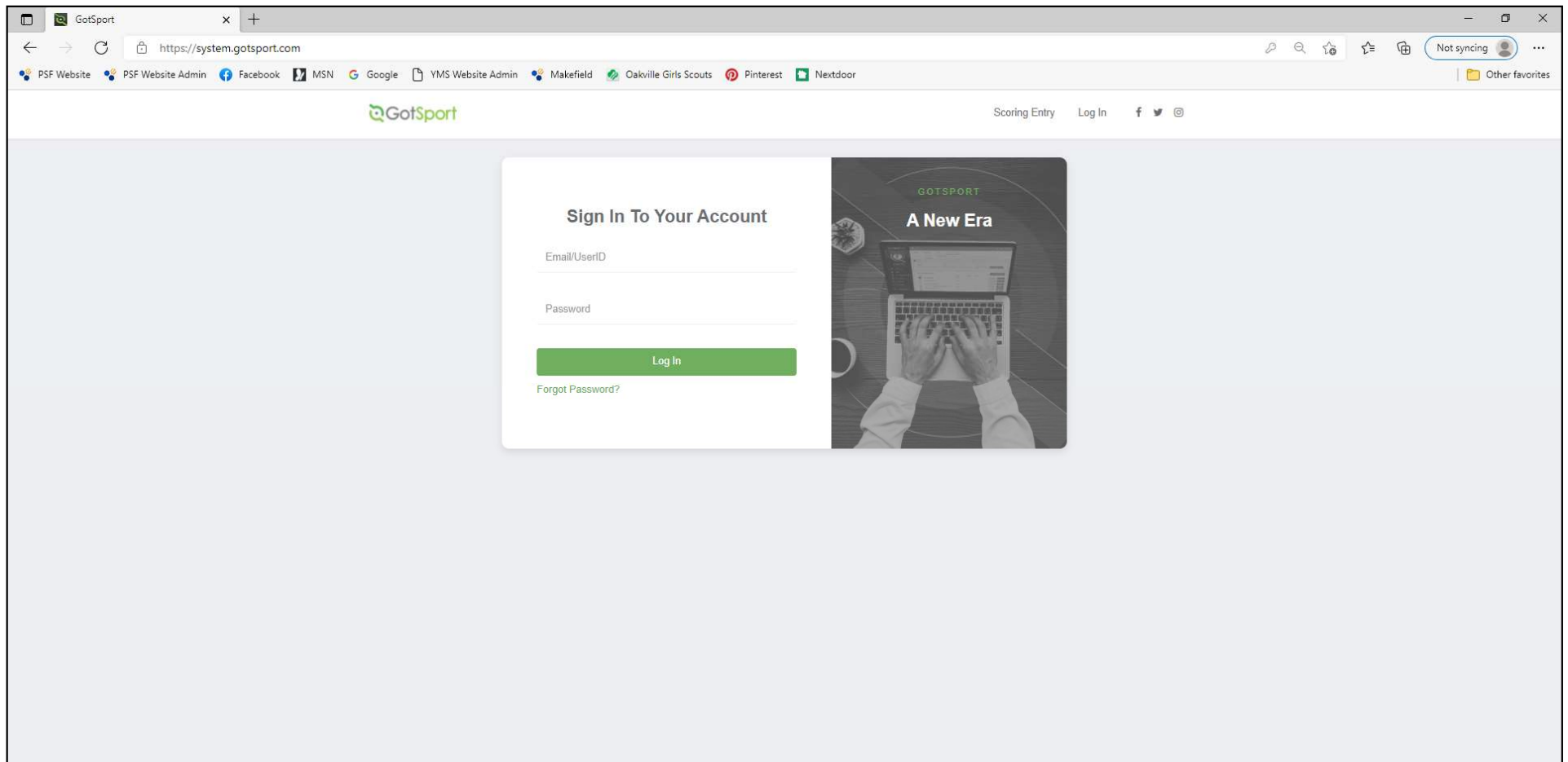


ALL players must register with EPYSA through GotSport in order to be added to a team roster. Items needed for registration:

- Photo (clear, passport-style headshot of the player (no hats, hoods, sunglasses))
 - Birth Certificate/Proof of Age
 - Completed International Transfer Clearance (ITC) Questionnaire (one time only)
 - Electronic signature on *Eastern Pennsylvania Youth Soccer Player/Participant Waiver of Liability 24/25*
 - NJYS Out of State Permission Form (*New Jersey residents only)
1. **Players who were on a YMS roster last year should only need to sign the 2024-25 EPYSA. Everything else should already be in GotSport (*Photo can be updated until September 6th)**
 2. **Players who were rostered with a different EPYSA club last year may only need to sign the 2024-25 EPYSA form, as long as their info was pulled into the system correctly. If not, you can either follow all of the steps to upload a photo/birth certificate, or email admin@ymsoccer.net to troubleshoot.**
 3. **Players who were NOT on a YMS/EPYSA roster last year will need to follow ALL of the steps below to complete their registration.**

GOTSPORT 2024-25 PLAYER REGISTRATION

1. Log into your GotSport account:
<https://system.gotsport.com/>
2. If you do not already have a GotSport account, click “FORGOT PASSWORD.” GotSport will send you an email so you can set your password & gain entry into the system.



GOTSPORT 2024-25 PLAYER REGISTRATION

You will now be logged into your **PARENT** account.
This is different from your child's **PLAYER** account.

(***DO NOT** change the name or add any of your
player's information on this screen.)

The screenshot shows the GotSport 2024-25 Player Registration form for a parent account. The interface includes a top navigation bar with the GotSport logo and a green header. Below the header is a navigation menu with options: Dashboard, Account (selected), Reporting, Team Management, Team Scheduling, Program Registrations, Forms, and Referee. A user profile icon is visible in the top right corner.

The main content area is divided into a left sidebar and a central form. The sidebar contains links to Account, Roles, Tickets, Emergency Info, Family, Documents, Billing, and Recruiting Profile. The central form is titled "Profile" and includes sections for Photo, Avatar, College Recruiting, and personal information.

Form Fields:

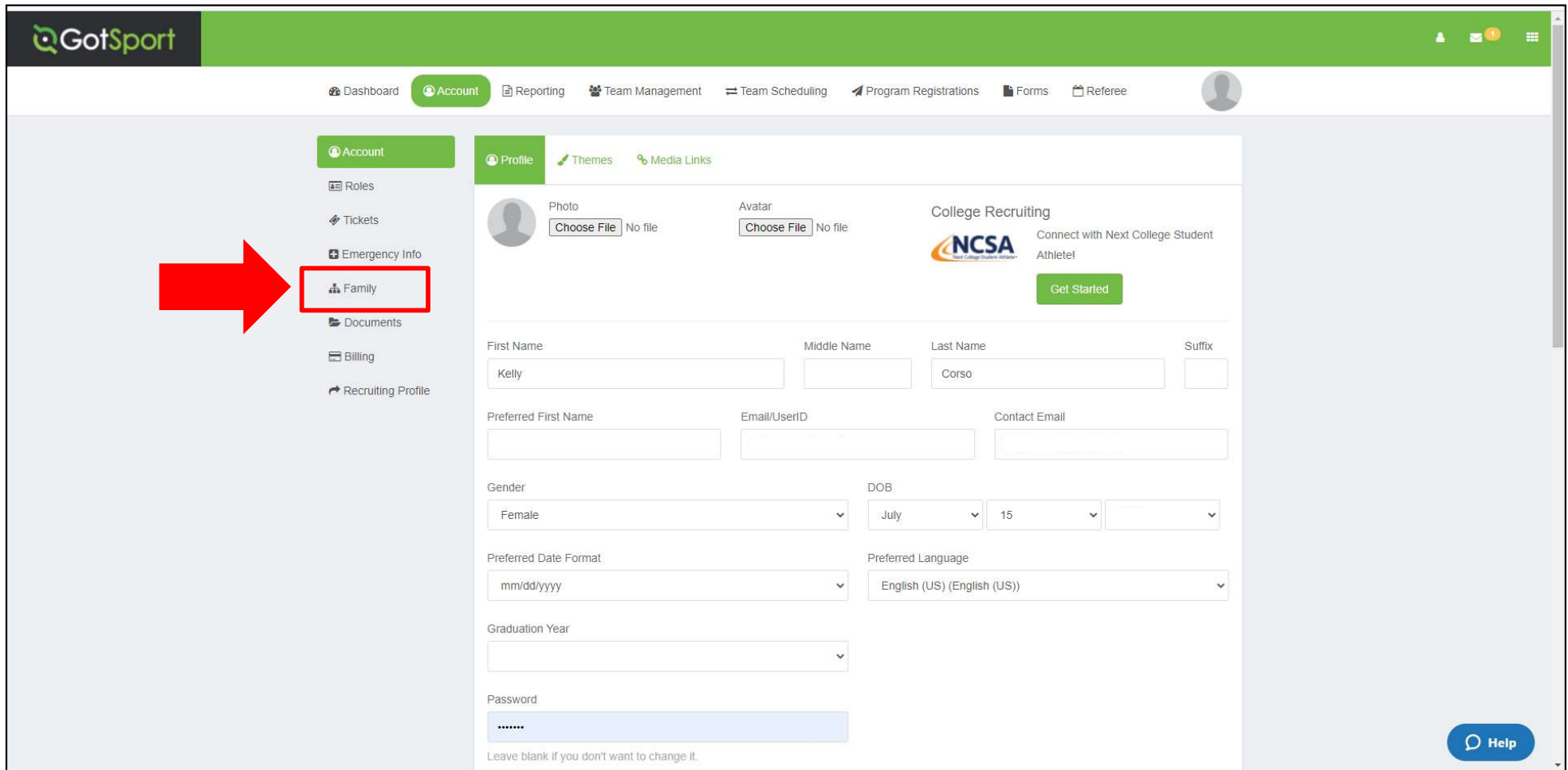
- Photo:** Choose File No file
- Avatar:** Choose File No file
- College Recruiting:** Connect with Next College Student Athlete! (NCSA logo) Get Started
- First Name:** Kelly
- Middle Name:**
- Last Name:** Corso
- Suffix:**
- Preferred First Name:**
- Email/UserID:**
- Contact Email:**
- Gender:** Female
- DOB:** July 15
- Preferred Date Format:** mm/dd/yyyy
- Preferred Language:** English (US) (English (US))
- Graduation Year:**
- Password:** (masked with dots)

Leave blank if you don't want to change it.

A Help button is located in the bottom right corner.

GOTSPORT 2024-25 PLAYER REGISTRATION

To gain entry into the PLAYER account,
click on **FAMILY**.



The screenshot shows the GotSport 2024-25 Player Registration interface. The top navigation bar includes links for Dashboard, Account, Reporting, Team Management, Team Scheduling, Program Registrations, Forms, and Referee. The left sidebar contains links for Account, Roles, Tickets, Emergency Info, Family, Documents, Billing, and Recruiting Profile. A red arrow points to the 'Family' link. The main content area displays the 'Profile' section with fields for Photo, Avatar, College Recruiting (NCSA), First Name, Middle Name, Last Name, Suffix, Preferred First Name, Email/UserID, Contact Email, Gender, DOB, Preferred Date Format, Preferred Language, Graduation Year, and Password. A 'Get Started' button is visible next to the NCSA logo.

GotSport

Dashboard Account Reporting Team Management Team Scheduling Program Registrations Forms Referee

Account

Roles Tickets Emergency Info **Family** Documents Billing Recruiting Profile

Profile Themes Media Links

Photo Choose File No file Avatar Choose File No file College Recruiting NCSA Connect with Next College Student Athlete! Get Started

First Name Middle Name Last Name Suffix
Kelly
Corso

Preferred First Name Email/UserID Contact Email

Gender DOB
Female July 15

Preferred Date Format Preferred Language
mm/dd/yyyy English (US) (English (US))

Graduation Year

Password

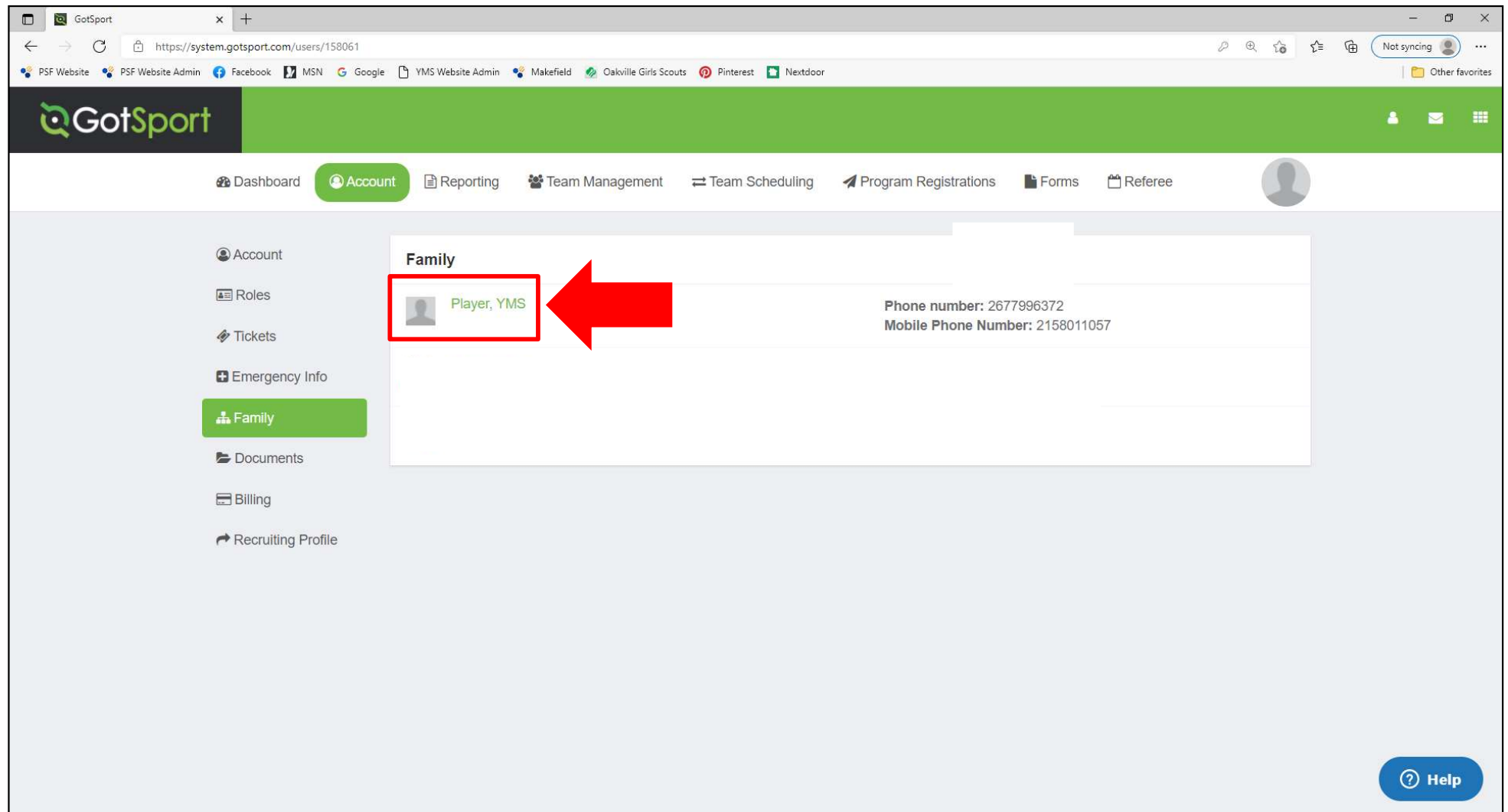
Leave blank if you don't want to change it.

Help

GOTSPORT 2024-25 PLAYER REGISTRATION

The players associated with your parent account should appear.

Click on the player's name to enter their **PLAYER** account.



The screenshot shows the GotSport website interface. The top navigation bar includes links for Dashboard, Account, Reporting, Team Management, Team Scheduling, Program Registrations, Forms, and Referee. The left sidebar contains links for Account, Roles, Tickets, Emergency Info, Family, Documents, Billing, and Recruiting Profile. The main content area displays the 'Family' section, which lists a player named 'Player, YMS'. A red box highlights the player's name, and a large red arrow points to it. To the right of the player's name, the phone number '2677996372' and the mobile phone number '2158011057' are displayed. A 'Help' button is located in the bottom right corner.

GotSport

https://system.gotsport.com/users/158061

PSF Website PSF Website Admin Facebook MSN Google YMS Website Admin Makefield Oakville Girls Scouts Pinterest Nextdoor

Not syncing

Other favorites

Dashboard Account Reporting Team Management Team Scheduling Program Registrations Forms Referee

Account Roles Tickets Emergency Info Family Documents Billing Recruiting Profile

Family

Player, YMS

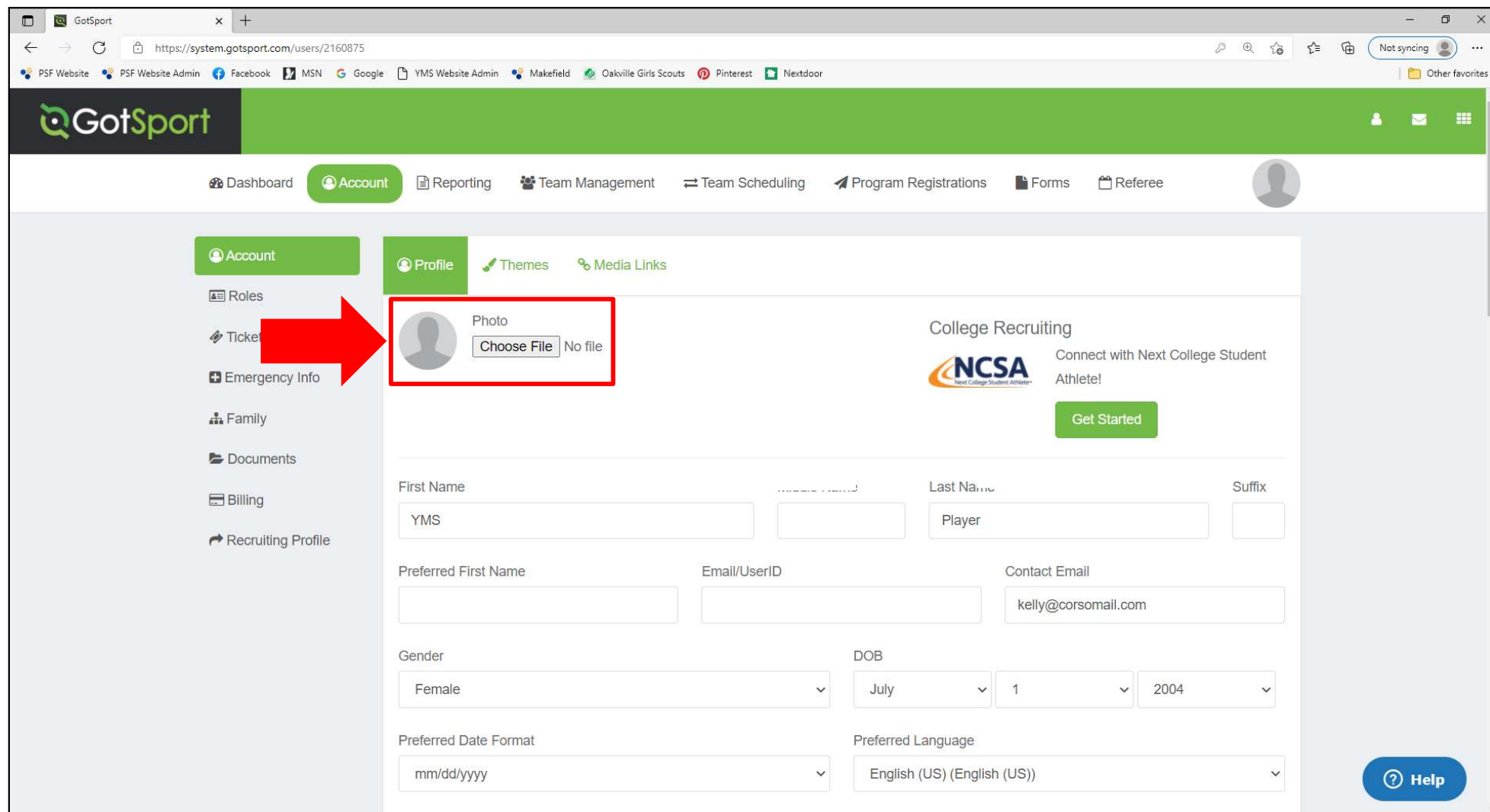
Phone number: 2677996372
Mobile Phone Number: 2158011057

Help

GOTSPORT 2024-25 PLAYER REGISTRATION

UPLOAD PLAYER PHOTO:

Click on **CHOOSE FILE** to upload a photo. Photo must be a CLEAR, passport-style headshot of the child (no hats, hoods, sunglasses, etc.).



The screenshot shows the GotSport 2024-25 Player Registration form. A red arrow points to the 'Photo' section, which includes a 'Choose File' button and a 'No file' label. The form also includes fields for First Name, Last Name, Preferred First Name, Email/UserID, Contact Email, Gender, DOB, Preferred Date Format, and Preferred Language.

Account **Profile** Themes Media Links

Photo
Choose File No file

College Recruiting
NCSA
Connect with Next College Student Athlete!
Get Started

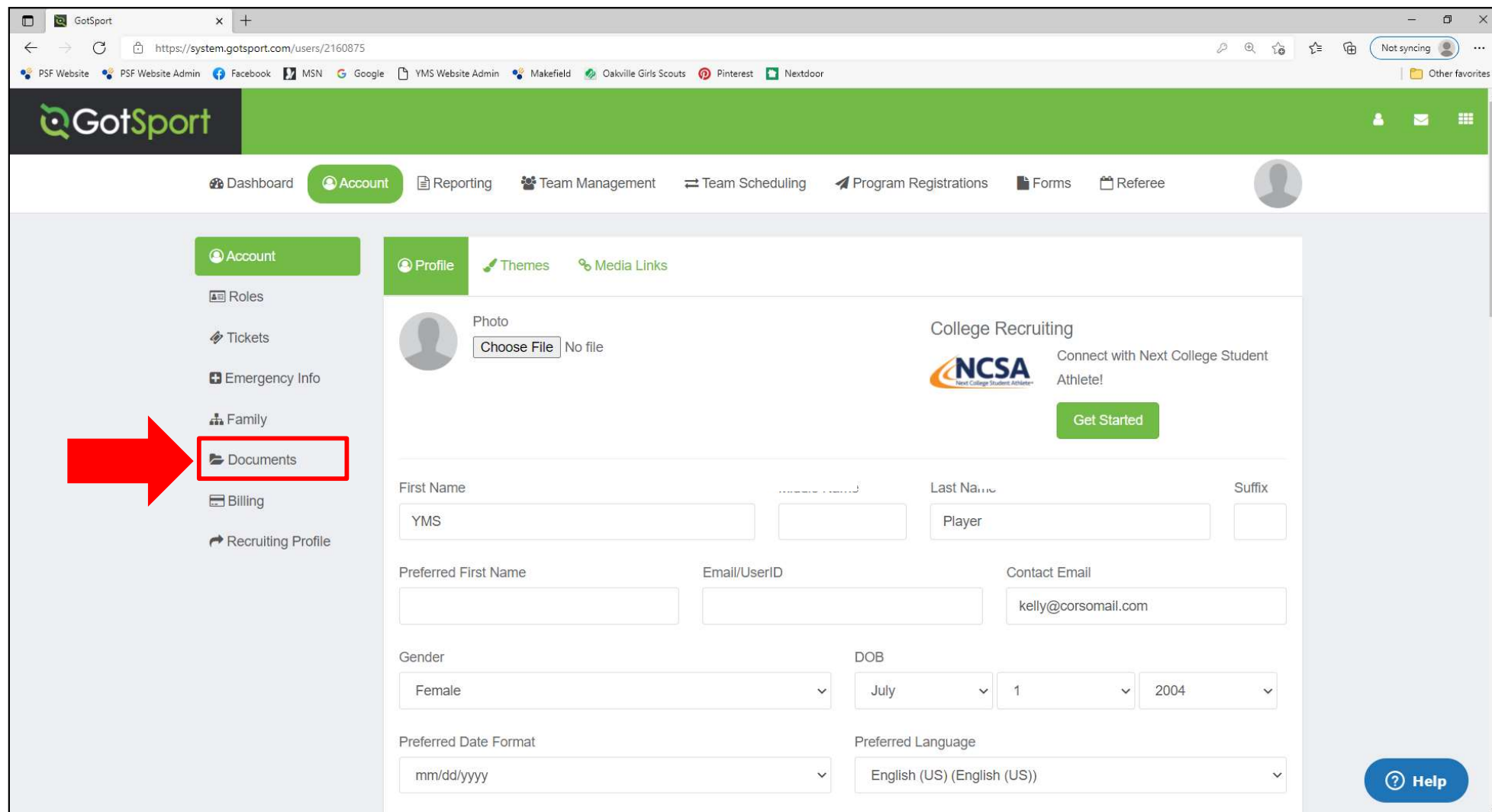
First Name YMS Last Name Player Suffix
Preferred First Name Email/UserID Contact Email kelly@corsomail.com
Gender Female DOB July 1 2004
Preferred Date Format mm/dd/yyyy Preferred Language English (US) (English (US))

Help

GOTSPORT 2024-25 PLAYER REGISTRATION

UPLOAD BIRTH CERTIFICATE:

Click on **DOCUMENTS**



The screenshot shows the GotSport website interface for user registration. The browser address bar displays `https://system.gotsport.com/users/2160875`. The top navigation bar includes links for Dashboard, Account, Reporting, Team Management, Team Scheduling, Program Registrations, Forms, and Referee. The left sidebar contains links for Account, Roles, Tickets, Emergency Info, Family, Documents, Billing, and Recruiting Profile. A red arrow points to the 'Documents' link. The main content area shows the user's profile information, including a photo upload section, a 'College Recruiting' section with the NCSA logo, and a form for entering personal details.

Profile Information:

- Photo: Choose File No file
- College Recruiting: Connect with Next College Student Athlete! [Get Started](#)

Registration Form:

First Name	Last Name	Suffix
YMS	Player	

Preferred First Name	Email/UserID	Contact Email
		kelly@corsomail.com

Gender	DOB
Female	July 1 2004

Preferred Date Format	Preferred Language
mm/dd/yyyy	English (US) (English (US))

[Help](#)

GOTSPORT 2024-25 PLAYER REGISTRATION

UPLOAD BIRTH CERTIFICATE:

Click on **NEW DOCUMENT**

The screenshot shows the GotSport web application interface. The browser address bar displays <https://system.gotsport.com/users/2160875>. The top navigation bar includes the GotSport logo and a user profile icon. The main navigation menu contains links for Dashboard, Account, Reporting, Team Management, Team Scheduling, Program Registrations, Forms, and Referee. The left sidebar lists Account, Roles, Tickets, Emergency Info, Family, Documents (highlighted), Billing, and Recruiting Profile. The central 'Documents' section features a 'New Document' button, which is highlighted with a red box and a red arrow. Below this button is a dropdown menu set to 'All Files' and a 'Submit' button. The text 'No Documents' is displayed in the center of the section. A 'Help' button is located in the bottom right corner.

GOTSPORT 2024-25 PLAYER REGISTRATION

UPLOAD BIRTH CERTIFICATE:

Select **BIRTH CERTIFICATE – EASTERN PENNSYLVANIA YOUTH SOCCER ASSOCIATION** from the drop-down menu & click **GO**.

The screenshot shows the GotSport website interface. The top navigation bar includes links for Dashboard, Account, Reporting, Team Management, Team Scheduling, Program Registrations, Forms, and Referee. The left sidebar lists Account, Roles, Tickets, Emergency Info, Family, Documents (highlighted), Billing, and Recruiting Profile. The main content area displays a 'New Document' form with a 'Document Repository' dropdown menu. The dropdown is open, showing a list of options: 'Select One...', 'Birth Certificate - Yardley Makefield Soccer', 'Birth Certificate - Eastern Pennsylvania Youth Soccer Association' (highlighted), 'EDP U20/U23 Proof of Birth - EDP Soccer', and 'US Club Soccer - Proof of Birth - US Club Soccer'. A red arrow points to the highlighted option. A 'Go' button is visible next to the dropdown. The bottom right corner features a 'Help' button.

GotSport

Dashboard Account Reporting Team Management Team Scheduling Program Registrations Forms Referee

Account Roles Tickets Emergency Info Family Documents Billing Recruiting Profile

New Document

Document Repository

Select One... Go

Select One...
Birth Certificate - Yardley Makefield Soccer
Birth Certificate - Eastern Pennsylvania Youth Soccer Association
EDP U20/U23 Proof of Birth - EDP Soccer
US Club Soccer - Proof of Birth - US Club Soccer

Help

GOTSPORT 2024-25 PLAYER REGISTRATION

UPLOAD BIRTH CERTIFICATE:

1. Choose **PROOF OF BIRTH UPLOAD**
2. Click on **CHOOSE FILE** to upload the document
3. Click **SAVE**

The screenshot displays the GotSport 2024-25 Player Registration interface. The top navigation bar includes the GotSport logo and a green header. Below the header, a secondary navigation bar contains links to Dashboard, Account, Events, Reporting, Team Management, Team Scheduling, Program Registrations, Forms, Referee, and Family. The left sidebar lists various account management options: Account, Roles, Rosters, Registration History, Roster History, Tickets, Emergency Info, Family, Documents, Billing, and Booking. A 'Support' button is located at the bottom left. The main content area shows the 'New Document' form, which includes a 'Repository Name' field (containing 'Birth Certificate'), a 'Document Label' dropdown menu (set to 'Proof of Birth Upload'), a 'File' section with a 'Choose File' button and 'No file chosen' text, and a green 'Save' button. Three red arrows with numbers 1, 2, and 3 indicate the steps: 1 points to the 'Document Label' dropdown, 2 points to the 'Choose File' button, and 3 points to the 'Save' button.

GotSport

Dashboard Account Events Reporting Team Management Team Scheduling Program Registrations Forms Referee Family

Account Roles Rosters Registration History Roster History Tickets Emergency Info Family Documents Billing Booking

Support

« Back

New Document

Repository Name
Birth Certificate

Document Label
Proof of Birth Upload

File
Choose File No file chosen

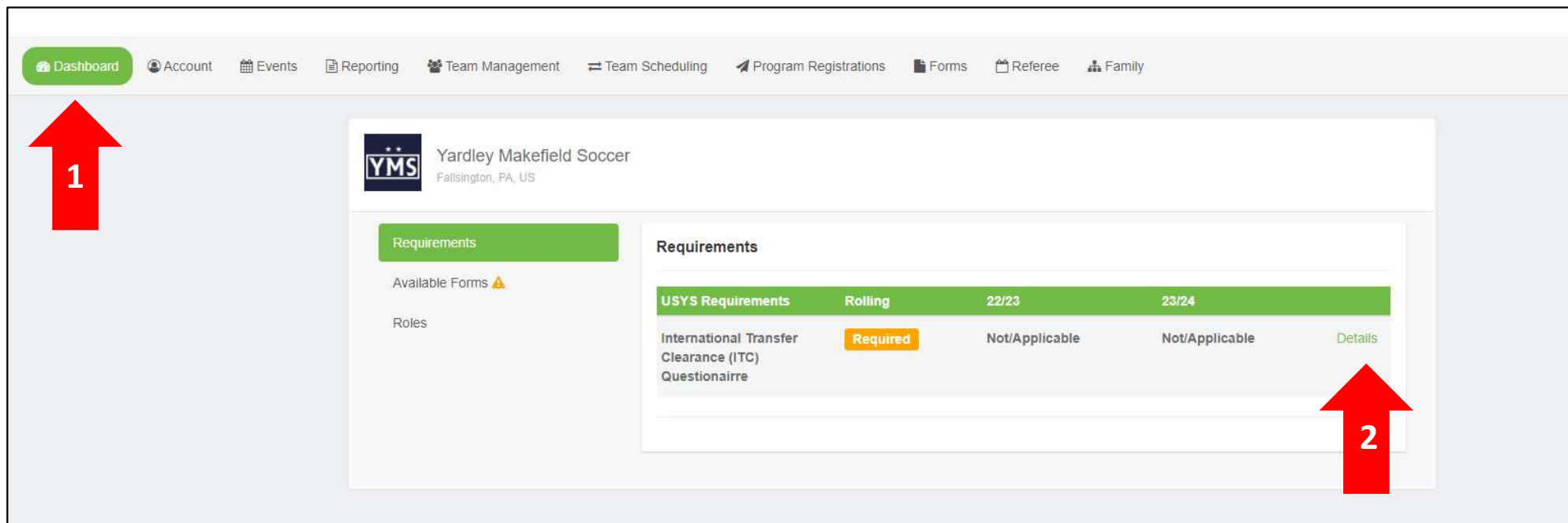
Save

GOTSPORT 2024-25 PLAYER REGISTRATION

**This is a U.S. Soccer/FIFA requirement. The form only needs to be completed one time and will then stay with that player through future years in GotSport. The answers given will trigger next steps – additional registration steps may be required for players born outside of the U.S. If no additional steps are needed, it will be labeled as “Fulfilled” on the player dashboard.*

COMPLETE INTERNATIONAL TRANSFER CLEARANCE (ITC) QUESTIONNAIRE:

1. Click on **DASHBOARD**
2. Click on **DETAILS**



The screenshot shows the GotSport 2024-25 Player Registration dashboard for Yardley Makefield Soccer (Fallsington, PA, US). The top navigation bar includes links for Dashboard, Account, Events, Reporting, Team Management, Team Scheduling, Program Registrations, Forms, Referee, and Family. The main content area is divided into two sections: Requirements and Available Forms. The Requirements section contains a table with the following data:

USYS Requirements	Rolling	22/23	23/24	
International Transfer Clearance (ITC) Questionnaire	Required	Not/Applicable	Not/Applicable	Details

GOTSPORT 2024-25 PLAYER REGISTRATION

**This is a U.S. Soccer/FIFA requirement. The form only needs to be completed one time and will then stay with that player through future years in GotSport. The answers given will trigger next steps – additional registration steps may be required for players born outside of the U.S. If no additional steps are needed, it will be labeled as “Fulfilled” on the player dashboard.*

COMPLETE INTERNATIONAL TRANSFER CLEARANCE (ITC) QUESTIONNAIRE:

1. Click on **SUBMIT NEW REPORT**
2. Answer all questions, electronically sign form, and click submit

GotSport

International Transfer Clearance (ITC) Questionnaire


Status Required

[Submit New Report](#)

Report History

ID	Date Submitted	Date Completed	Updated	Status
----	----------------	----------------	---------	--------

Risk Management



Enforced By Eastern Pennsylvania Youth Soccer Association

Contact Information

Mobile Phone Number 6102389966

Address 4070 Butler Pike Suite 100
Plymouth Meeting, PA 19462
US

Reports older than have expired

GOTSPORT 2024-25 PLAYER REGISTRATION

SIGN REQUIRED EPYSA FORM:

Click on **FAMILY**>**PLAYER NAME** to get back into the PLAYER ACCOUNT. (Forms must be signed in **PLAYER** account, not PARENT account)

Click on **FORMS**

The screenshot shows the GotSport 2024-25 Player Registration interface. The top navigation bar includes links for Dashboard, Account, Reporting, Team Management, Team Scheduling, Program Registrations, **Forms** (highlighted with a red box and a red arrow), and Referee. The left sidebar lists various account management options. The main content area displays the 'Profile' tab, which includes fields for Photo, Avatar, College Registration, First Name, Middle Name, Last Name, Suffix, Preferred First Name, Email/UserID, Contact Email, Gender, DOB, Preferred Date Format, Preferred Language, Graduation Year, and Password. A red arrow points to the 'Forms' tab in the top navigation bar.

Forms

Profile Themes Media Links

Photo Choose File No file Avatar Choose File No file College Registration Connect with Next College Student Get Started

First Name Middle Name Last Name Suffix

Kelly Corso

Preferred First Name Email/UserID Contact Email

kelly.corso@gmail.com kelly.corso@gmail.com

Gender DOB

Female July 15 1974

Preferred Date Format Preferred Language

mm/dd/yyyy English (US) (English (US))

Graduation Year

Password

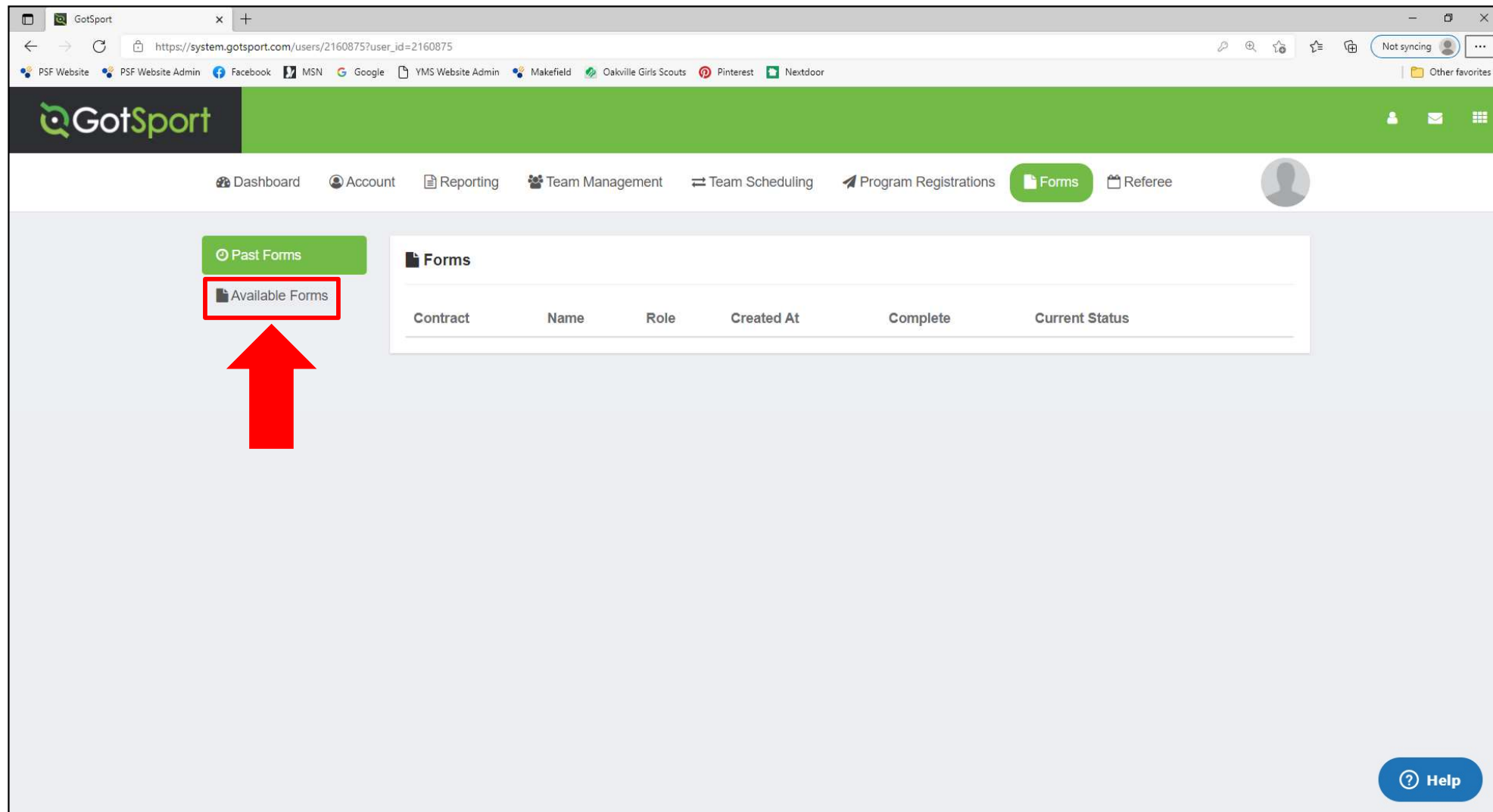
Leave blank if you don't want to change it.

Help

GOTSPORT 2024-25 PLAYER REGISTRATION

SIGN REQUIRED EPYSA FORM:

If the forms do not automatically appear,
click on **AVAILABLE FORMS**



The screenshot shows the GotSport web application interface. The browser address bar displays the URL: https://system.gotsport.com/users/2160875?user_id=2160875. The navigation bar includes links for Dashboard, Account, Reporting, Team Management, Team Scheduling, Program Registrations, Forms, and Referee. The 'Forms' button is highlighted in green. Below the navigation bar, there are two buttons: 'Past Forms' and 'Available Forms'. The 'Available Forms' button is highlighted with a red rectangle and a red arrow pointing to it. To the right of these buttons is a table titled 'Forms' with columns: Contract, Name, Role, Created At, Complete, and Current Status. A 'Help' button is located in the bottom right corner.

Contract	Name	Role	Created At	Complete	Current Status
----------	------	------	------------	----------	----------------

GOTSPORT 2024-25 PLAYER REGISTRATION

SIGN REQUIRED EPYSA FORM:

Click **START** to access & sign the **Eastern Pennsylvania Youth Soccer Player/Participant Waiver of Liability 24/25** form


The screenshot shows the GotSport website interface. At the top, there's a green header with the GotSport logo and navigation links: Dashboard, Account, Events, Team Management, Team Scheduling, Program Registrations, Forms (highlighted), Referee, and Family. Below the header, there's a banner for 'THE CHICAGO NATIONS CUP' with a 'TICKETS' button. The main content area is titled 'Available Forms' and lists four forms:

- EPYSA Birth Certificate** (Eastern Pennsylvania Youth Soccer Association) with a 'Start' button.
- FORM R002 | Player Info, Medical Treatment Authorization, Liability Waiver/Release and Consent Form** (US Club Soccer) with a 'Start' button.
- Eastern Pennsylvania Youth Soccer Player Registration 22/23** (Eastern Pennsylvania Youth Soccer Association) with a 'Complete' button.
- Eastern Pennsylvania Youth Soccer Player/Participant Waiver of Liability 23/24** (Eastern Pennsylvania Youth Soccer Association) with a 'Start' button. This form is highlighted with a red box.

GOTSPORT 2024-25 PLAYER REGISTRATION

SIGN REQUIRED EPYSA FORM:


Click on **REGISTER** next to the player's name




Eastern Pennsylvania Youth Soccer Player/Participant
Waiver of Liability 23/24
Official Player State Registration Form and Waiver of Liability

Cart (0)


Register

 New user


Register

 Kelly Corso


Register



Register



Register

 Yms Player

Register

Go to My Account

GOTSPORT 2024-25 PLAYER REGISTRATION

SIGN REQUIRED EPYSA FORM:

Click through the Profile Information screen, then complete & sign the form. Click **SAVE** after signing.

The screenshot shows the 'Registration Form' tab selected in a three-tab interface (Profile Information, Registration Form, Payment Plan). The form is titled 'Eastern Pennsylvania Youth Soccer Player/Participant Waiver of Liability 23/24' and is for Molly Corso, Director. It contains the following sections:

- A question: '* Is player's primary residence in Pennsylvania?' with radio button options for 'Yes' and 'No'.
- A dropdown menu: 'If No, please select the state of residence.' with a 'Select One...' prompt.
- A paragraph of text: 'In consideration of being allowed to participate in any way in any program, event or activity sponsored or sanctioned by US Youth Soccer and the Eastern Pennsylvania Youth Soccer Association, I the undersigned, acknowledge, appreciate, and agree that:'
- A paragraph of text: 'Recognizing the possibility of injury or illness, and in consideration for US Youth Soccer and members of US Youth Soccer (e.g., Eastern Pennsylvania Youth Soccer and its members) accepting my child as a player in the soccer programs and activities of US Youth Soccer and its members (the "Programs"), I consent to my son/daughter participating in the Programs.'
- A paragraph of text: 'I am aware there are risks to me of exposure to directly or indirectly arising out of, contributed to, by, or resulting from an outbreak of any and all communicable disease, including but not limited to, the virus "severe acute respiratory syndrome coronavirus 2 (SARS-CoV-2)", which is responsible for Coronavirus Disease (COVID-19) and/or any mutation or variation thereof.'

This screenshot shows the continuation of the waiver form. It includes the following text:

- 'Further, I hereby release, discharge, and otherwise indemnify US Youth Soccer, its member organizations (Eastern Pennsylvania Youth Soccer) and sponsors, their employees, associated personnel, and volunteers, including the owner of fields and facilities utilized for the Programs, against any claim by or on behalf of my player son/daughter as a result of my child's participation in soccer.'
- 'I consent to Eastern Pennsylvania Youth Soccer and its affiliates taking photographs, video recordings, and/or sound recordings in documenting the activities of Eastern Pennsylvania Youth Soccer's programs and services. I hereby grant Eastern Pennsylvania Youth Soccer and its affiliates' permission to use the images and/or recordings, or any other reproduction of the same made through any medium, and in any and all media now or hereafter known, including, but not limited to educational uses, marketing, public relations, websites, social media, publications, promotions, broadcasts, advertisements, and posters, as well as for non-association uses.'
- 'My child and my child's parents and guardians will abide by the rules, policies, procedures, and protocols as provided by U.S. Youth Soccer and members of U.S. Youth Soccer, including Eastern Pennsylvania Youth Soccer and all affiliated member organizations.'
- 'I HAVE READ THIS RELEASE OF LIABILITY AND ASSUMPTION OF RISK AGREEMENT, FULLY UNDERSTAND ITS TERMS, UNDERSTAND THAT I HAVE GIVEN UP SUBSTANTIAL RIGHTS BY SIGNING IT, AND SIGN IT FREELY AND VOLUNTARILY WITHOUT ANY INDUCEMENT.'

At the bottom, there is a line for a signature, followed by the text 'Please Sign Above'. There are two buttons: a blue 'Save (Page 1 of 1)' button and a red 'Close' button.

GOTSPORT 2024-25 PLAYER REGISTRATION

SIGN REQUIRED EPYSA FORM:

After saving, a summary of the signed form will appear on the next screen. Scroll down and click on the **MY PROFILE** button to return to your **PARENT ACCOUNT**.

This screenshot shows the 'Eastern Pennsylvania Youth Soccer Player/Participant Waiver of Liability 23/24' form. The form is titled 'Official Player State Registration Form and Waiver of Liability'. It includes a 'Submitted: Jul 07, 2023 06:10pm' timestamp and a 'OWNER: EASTERN PENNSYLVANIA YOUTH SOCCER ASSOCIATION' field with a 'PENDING' status. The 'REGISTRATION FORM ANSWERS' section shows 'Is player's primary residence in Pennsylvania?' with a 'Yes' response. Below this, there is a section for 'In consideration of being allowed to participate in any way in any program, event or activity sponsored or sanctioned by US Youth Soccer and the Eastern Pennsylvania Youth Soccer Association, I the undersigned, acknowledge, appreciate, and agree that:'. This is followed by a paragraph recognizing the possibility of injury or illness and a statement of consent. The form also includes a section for 'I, for myself and on behalf of my heirs, assigns, personal representatives and next of kin, HEREBY RELEASE, INDEMNIFY, AND HOLD HARMLESS US YOUTH SOCCER and the EASTERN PENNSYLVANIA YOUTH SOCCER ASSOCIATION, its member clubs and affiliates, its officers, officials, agents and/or employees, volunteers, sponsors, advertisers and if applicable, owners and lessors of fields or facilities utilized for the programs (RELEASEES), from any and all claims, demands, losses, and liability arising out of or related to any ILLNESS, INJURY, DISABILITY OR DEATH I may suffer, WHETHER ARISING FROM THE NEGLIGENCE OF THE RELEASEES OR OTHERWISE, to the fullest extent permitted by law.'

This screenshot shows the summary page of the signed waiver form. It contains the same text as the previous screenshot, including the title, submission timestamp, owner information, and the registration form answers. At the bottom of the form, there is a 'SIGNATURE' field. Below the signature field, there is a red rectangular box highlighting a blue button labeled 'My Profile'. The button is located at the bottom right of the form area.

GOTSPORT 2024-25 PLAYER REGISTRATION

SIGN REQUIRED EPYSA FORM:

To verify the form is complete, you can go back into the **PLAYER ACCOUNT** by clicking on **FAMILY>PLAYER NAME>FORMS**.

The screenshot displays the GotSport web application interface. At the top, a green header bar contains the 'GotSport' logo and navigation icons. Below this, a white navigation bar lists various menu items: Dashboard, Account, Events, Team Management, Team Scheduling, Program Registrations, Forms (highlighted), Referee, and Family. The main content area features a sidebar on the left with options for Past Forms, Available Forms (highlighted), and Support Tickets. The central panel shows a banner for 'THE CHICAGO NATIONS CUP' with a 'TICKETS' button. Below the banner, a section titled 'Available Forms' lists four forms:

- EPYSA Birth Certificate (Eastern Pennsylvania Youth Soccer Association) with a 'Start' button.
- FORM R002 | Player Info, Medical Treatment Authorization, Liability Waiver/Release and Consent Form (US Club Soccer) with a 'Start' button.
- Eastern Pennsylvania Youth Soccer Player Registration 22/23 (Eastern Pennsylvania Youth Soccer Association) with a 'Complete' button.
- Eastern Pennsylvania Youth Soccer Player/Participant Waiver of Liability 23/24 (Eastern Pennsylvania Youth Soccer Association) with a 'Complete' button, which is highlighted by a red rectangle.

At the bottom left, there is a 'Support' button. At the bottom right, links for 'Help & Support' and 'Privacy Policy' are visible.

GOTSPORT 2024-25 PLAYER REGISTRATION

Players who live in New Jersey will need to register with New Jersey Youth Soccer (NJYS) and upload the permission form you receive into the PLAYER'S GotSport account.

*SEE SEPARATE [NJYS INSTRUCTIONS](#) ON HOW TO OBTAIN THE PERMISSION FORM

HOW TO UPLOAD NJ YOUTH SOCCER INTERSTATE PERMISSION FORM INTO GOTSPORT:

1. Follow steps on previous screens to access the **PLAYER** account.
2. Click **DOCUMENTS/NEW DOCUMENT**
3. Select **YMS - NJYS PERMISSION - YARDLEY MAKEFIELD SOCCER**
4. Click **GO**.

The screenshot shows the GotSport web application interface. The top navigation bar includes the GotSport logo and several icons. Below this is a horizontal menu with options: Dashboard, Account, Events, Reporting, Team Management, Team Scheduling, Program Registrations, Forms, Referee, and Family. The 'Account' option is highlighted with a green background. On the left side, there is a vertical sidebar with options: Account, Roles, Rosters, Registration History, Roster History, Tickets, Emergency Info, Family, and Documents. The 'Documents' option is highlighted with a green background and a red arrow labeled '1' points to it. In the center of the screen, there is a 'New Document' form. It has a 'Document Repository' field with a dropdown menu. The dropdown menu is open, showing a list of options: 'Select One...', 'Birth Certificate - Yardley Makefield Soccer', 'Birth Certificate - Eastern Pennsylvania Youth Soccer Association', 'EDP U20/U23 Proof of Birth - EDP Soccer', 'US Club Soccer - Proof of Birth - US Club Soccer', and 'YMS - NJYS Permission - Yardley Makefield Soccer'. A red arrow labeled '2' points to the 'YMS - NJYS Permission - Yardley Makefield Soccer' option. To the right of the dropdown menu is a green 'Go' button.

GOTSPORT 2024-25 PLAYER REGISTRATION

NJ YOUTH SOCCER INTERSTATE PERMISSION FORM:

1. Add or choose a **DOCUMENT LABEL**
2. Click on **CHOOSE FILE** to upload the document
3. Click **SAVE**

The screenshot displays the GotSport web application interface. The top navigation bar is green with the GotSport logo and user icons. Below it is a white navigation bar with links: Dashboard, Account, Events, Reporting, Team Management, Team Scheduling, Program Registrations, Forms, Referee, and Family. The left sidebar contains a list of menu items: Account, Roles, Rosters, Registration History, Roster History, Tickets, Emergency Info, Family, Documents, Billing, and Booking. The main content area shows a 'New Document' form with the following fields: Repository Name (YMS - NJYS Permission), Document Label (Select One...), File (Choose File, No file chosen), and a Save button. Red arrows with numbers 1, 2, and 3 point to the 'Documents' menu item, the 'Choose File' button, and the 'Save' button respectively.

GotSport

Dashboard Account Events Reporting Team Management Team Scheduling Program Registrations Forms Referee Family

Account Roles Rosters Registration History Roster History Tickets Emergency Info Family Documents Billing Booking

« Back

New Document

Repository Name
YMS - NJYS Permission

Document Label
Select One...

File
Choose File No file chosen

Save

GOTSPORT 2024-25 PLAYER REGISTRATION



TROUBLESHOOTING TIP!

All of the registration items must be completed in the **PLAYER** account. When you log into GotSport, you will be in your **PARENT** account. Click **FAMILY**, then on your **PLAYER'S NAME** to access their player account.

Questions?

Email: admin@ymsoccer.net or your team manager