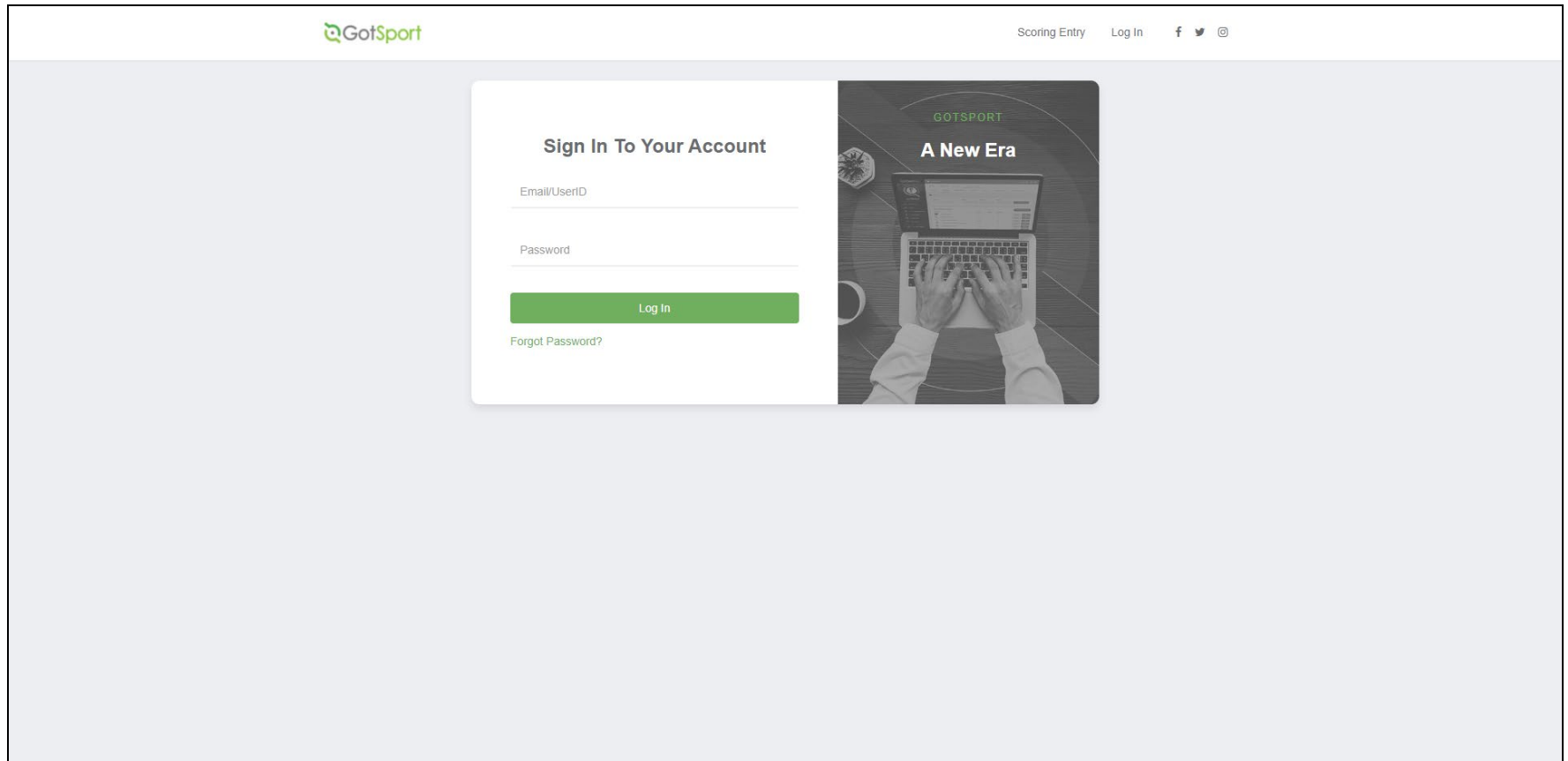


GOTSPORT COACH & MANAGER REGISTRATION

1. Log into your GotSport account:
<https://system.gotsport.com/>
2. If you do not already have a GotSport account, click “FORGOT PASSWORD.” GotSport will send you an email so you can set your password & gain entry into the system.



GOTSPORT COACH & MANAGER REGISTRATION

UPLOAD A PHOTO

1. Click on CHOOSE FILE to upload a photo.

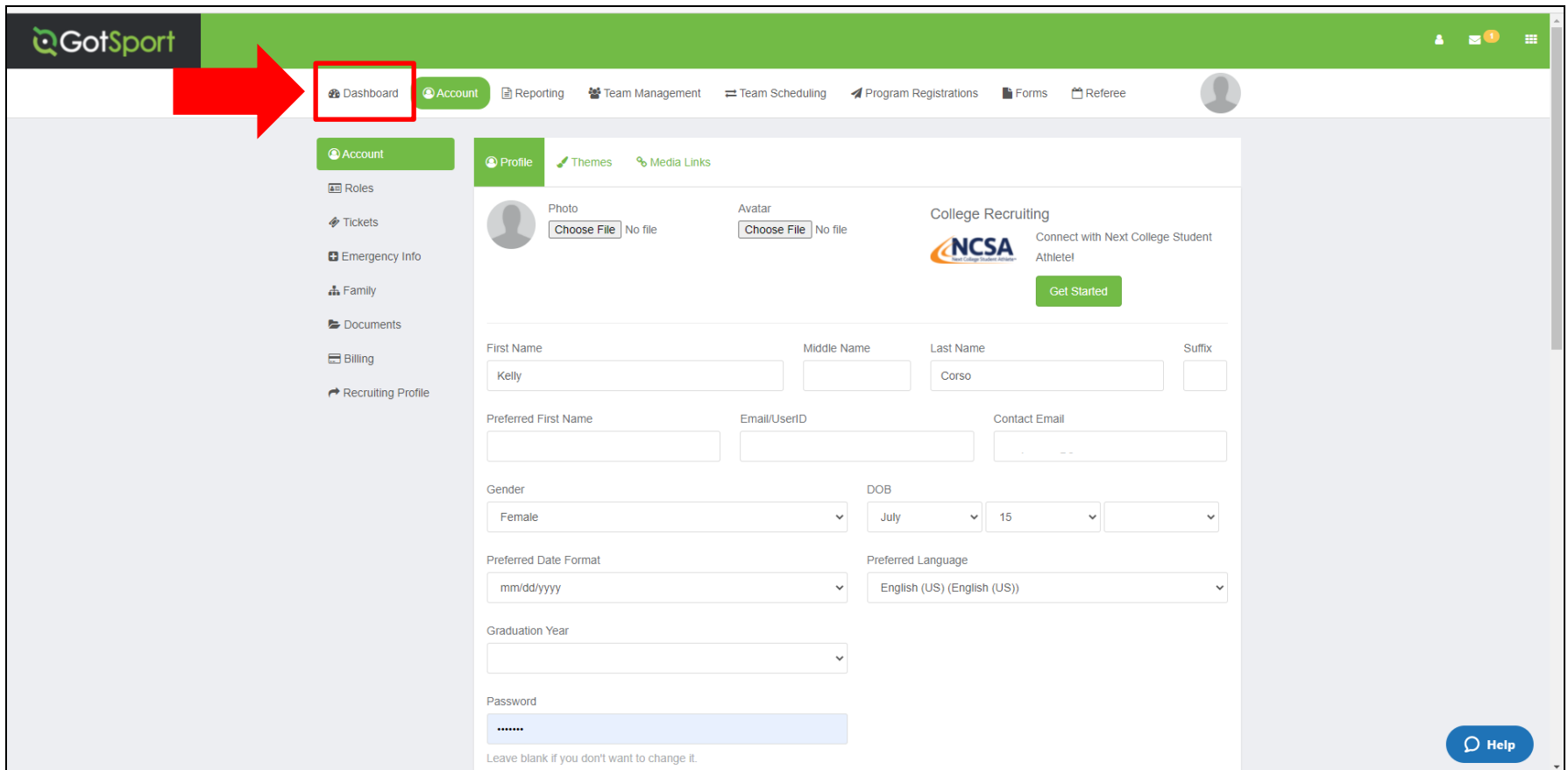
Photo must be a clear headshot. It will appear on your coaches card & your team's official roster.

The screenshot shows the GotSport user interface. The top navigation bar includes the GotSport logo and a green header. Below the header, there are navigation tabs: Dashboard, Account (selected), Reporting, Team Management, Team Scheduling, Program Registrations, Forms, and Referee. The main content area is divided into a left sidebar and a main form area. The sidebar contains links for Account, Roles, Emergency Info, Family, Documents, Billing, and Recruiting Profile. The main form area is titled 'Profile' and includes sections for 'Photo', 'Avatar', and 'College Recruiting'. The 'Photo' section has a 'Choose File' button and 'No file' text, which is highlighted with a red box and a red arrow. The 'Avatar' section also has a 'Choose File' button and 'No file' text. The 'College Recruiting' section features the NCSA logo and a 'Get Started' button. Below these sections are form fields for First Name (Kelly), Middle Name, Last Name (Corso), and Suffix. There are also fields for Preferred First Name, Email/UserID, and Contact Email. The form includes dropdown menus for Gender (Female), Preferred Date Format (mm/dd/yyyy), Preferred Language (English (US) (English (US))), and Graduation Year. A Password field is at the bottom, with a 'Leave blank if you don't want to change it.' note below it. A 'Help' button is located in the bottom right corner.

GOTSPORT COACH & MANAGER REGISTRATION

UPLOAD CLEARANCES/EPYS REQUIREMENTS

1. Click on DASHBOARD



The screenshot displays the GotSport web application interface. At the top, a green navigation bar contains the GotSport logo and several menu items: Dashboard, Account, Reporting, Team Management, Team Scheduling, Program Registrations, Forms, and Referee. A red arrow points to the 'Dashboard' link, which is highlighted with a red box. Below the navigation bar, the main content area is divided into a left sidebar and a central profile form. The sidebar includes links for Account, Roles, Tickets, Emergency Info, Family, Documents, Billing, and Recruiting Profile. The central profile form is titled 'Profile' and includes sections for Photo and Avatar, a 'College Recruiting' section with the NCSA logo and a 'Get Started' button, and various personal information fields. The 'First Name' field contains 'Kelly', 'Middle Name' is empty, 'Last Name' contains 'Corso', and 'Suffix' is empty. Other fields include 'Preferred First Name', 'Email/UserID', 'Contact Email', 'Gender' (set to 'Female'), 'DOB' (set to 'July 15'), 'Preferred Date Format' (set to 'mm/dd/yyyy'), 'Preferred Language' (set to 'English (US) (English (US))'), and 'Graduation Year'. A 'Password' field is also present, with a masked input. A 'Help' button is located in the bottom right corner.

GotSport

Dashboard Account Reporting Team Management Team Scheduling Program Registrations Forms Referee

Account Profile Themes Media Links

Photo Avatar College Recruiting

Choose File No file Choose File No file

NCSA Connect with Next College Student Athlete! Get Started

First Name Middle Name Last Name Suffix

Kelly Corso

Preferred First Name Email/UserID Contact Email

Gender DOB

Female July 15

Preferred Date Format Preferred Language

mm/dd/yyyy English (US) (English (US))

Graduation Year

Password

Leave blank if you don't want to change it.

Help

GOTSPORT COACH & MANAGER REGISTRATION

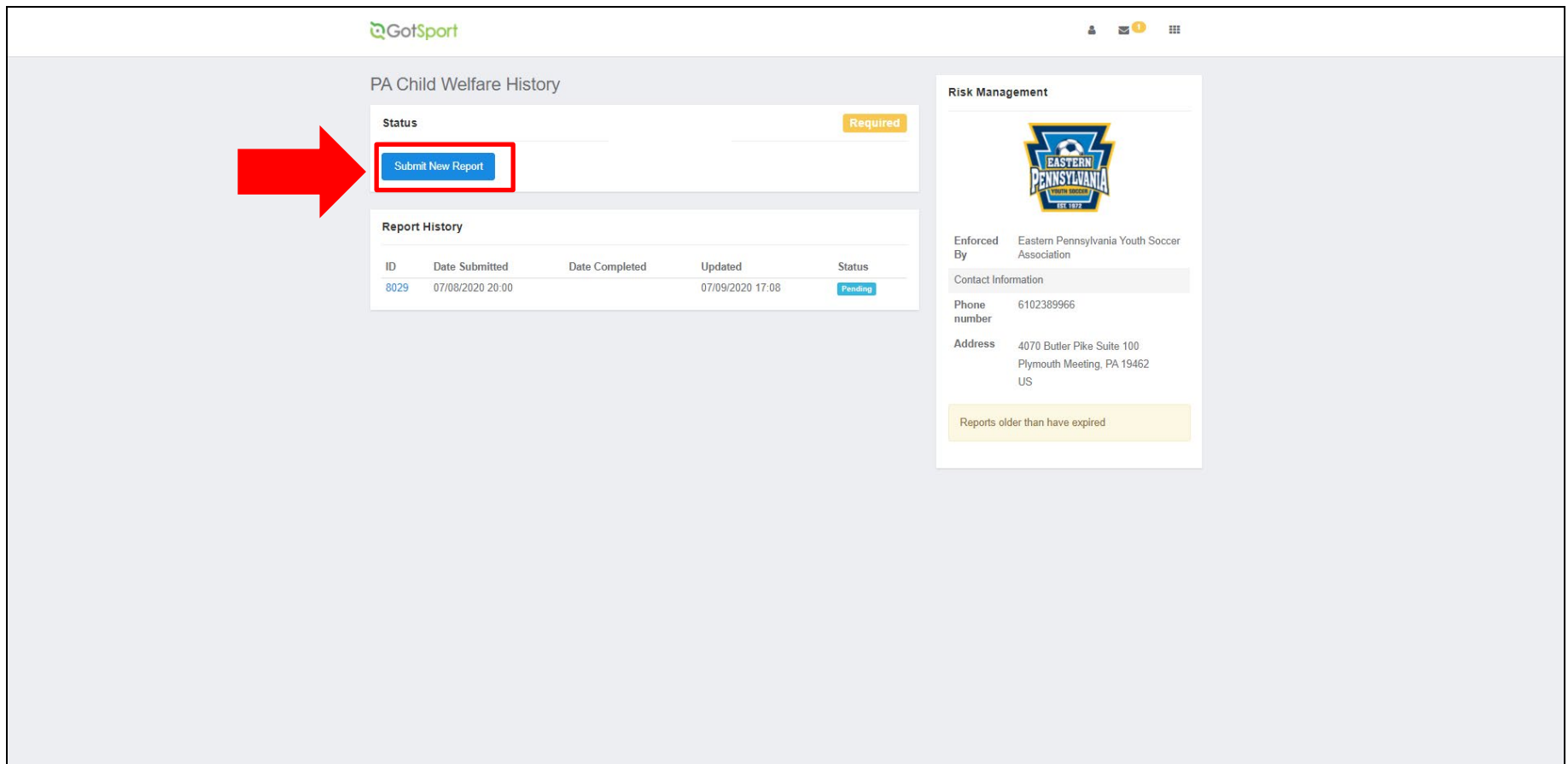
1. Your user requirements will be listed on your Dashboard.
2. Click on MORE INFO next to each requirement to access the upload/completion screen for each one.
 - PA Child Welfare (upload)
 - FBI Fingerprint or Affidavit (upload)
 - PA State Police Criminal History (upload)
 - Safe Sport (launch course)
 - Heads Up (launch course)
 - EPYS Risk Management (electronic signature)

The screenshot shows the GotSport dashboard for user Kelly Corso. The profile section includes fields for Name, Email, DOB, Address, Phone, and Mobile Phone Number. Below the profile is a navigation menu with options like Dashboard, Account, Reporting, Team Management, Team Scheduling, Program Registrations, Forms, and Referee. The main content area displays the requirements for Yardley Makefield Soccer, with a red arrow pointing to the 'More Info' link for the PA Child Welfare History requirement.

Role	Level	Affiliate	USYS Requirements	Rolling	20/21	21/22	More Info
manager	Competitive	USYS	PA Child Welfare History <small>Pending</small>	Required	Not/Applicable	Not/Applicable	More Info
			FBI Fingerprint or Affidavit	Required	Not/Applicable	Not/Applicable	More Info
			PA State Police Criminal History <small>Pending</small>	Required	Not/Applicable	Not/Applicable	More Info
			Safe Sport	Required	Not/Applicable	Not/Applicable	More Info
			Heads Up	Required	Not/Applicable	Not/Applicable	More Info
			Eastern Pennsylvania Youth Soccer Risk Management <small>Pending</small>	Required	Not/Applicable	Not/Applicable	More Info

GOTSPORT COACH & MANAGER REGISTRATION

1. Click **SUBMIT NEW REPORT** to upload/complete the required document.



The screenshot displays the GotSport web application interface. At the top left is the GotSport logo. The main content area is titled "PA Child Welfare History" and includes a "Status" field with a "Required" label and a "Submit New Report" button, which is highlighted with a red box and pointed to by a red arrow. Below this is a "Report History" table with the following data:

ID	Date Submitted	Date Completed	Updated	Status
8029	07/08/2020 20:00		07/09/2020 17:08	Pending

On the right side, there is a "Risk Management" sidebar for Eastern Pennsylvania Youth Soccer Association. It includes contact information: Phone number 6102389966 and Address 4070 Butler Pike Suite 100, Plymouth Meeting, PA 19462, US. A note at the bottom of the sidebar states "Reports older than have expired".

GOTSPORT COACH & MANAGER REGISTRATION

The Safe Sport course must be completed annually.

Safe Sport

1. Click **START COURSE**
2. Full instructions:

<https://www.ymsoccer.net/resources/coaches-corner/safesport/>

Note: If you have previously completed Safe Sport, you can click the yellow **CHECK RECORDS** button to have the completed certificate matched to your account. The First Name, Last Name, and Email Address for your Safe Sport account must match for the certificate to pull over properly.

GotSport

Safe Sport

Status Required

Start Course

Already completed this course?

If you have already completed the course or recently completed a refresher, click the Check Records button to lookup a completed record matching your name and email address.


Check Records

[Show Safe Sport Upload Form](#)

Report History

ID	Date Submitted	Date Completed	Updated	Status
----	----------------	----------------	---------	--------

Risk Management



Enforced By Eastern Pennsylvania Youth Soccer Association

Contact Information

Phone number 6102389966

Address 4070 Butler Pike Suite 100
Plymouth Meeting, PA 19462
US

Reports older than 07/02/2020 have expired

GOTSPORT COACH & MANAGER REGISTRATION

Heads Up

1. Click LAUNCH HEADS UP to complete the course.

Note: If you have previously completed the Heads Up course, you can click the yellow CHECK RECORDS button to have the completed certificate matched to your account. The First Name, Last Name, and Email Address must match for the certificate to pull over properly.

The Heads Up course must be completed annually.

The screenshot displays the GotSport user interface for the Heads Up registration process. At the top left is the GotSport logo. The main content area is titled 'Heads Up' and includes a search bar. Below this, there are two main sections: 'Status' and 'Report History'. The 'Status' section shows a 'Required' label and a 'Launch Heads Up' button, which is highlighted with a red arrow. A 'Check Records' button is also present. Below the 'Status' section is a 'Report History' table with columns for ID, Date Submitted, Date Completed, Updated, and Status. To the right of the main content is a 'Risk Management' sidebar. This sidebar features the Eastern Pennsylvania Youth Soccer Association logo, the text 'Enforced By Eastern Pennsylvania Youth Soccer Association', and 'Contact Information' including phone number (6102389966) and address (4070 Butler Pike Suite 100, Plymouth Meeting, PA 19462, US). A yellow warning box at the bottom of the sidebar states 'Reports older than 07/02/2020 have expired'.