

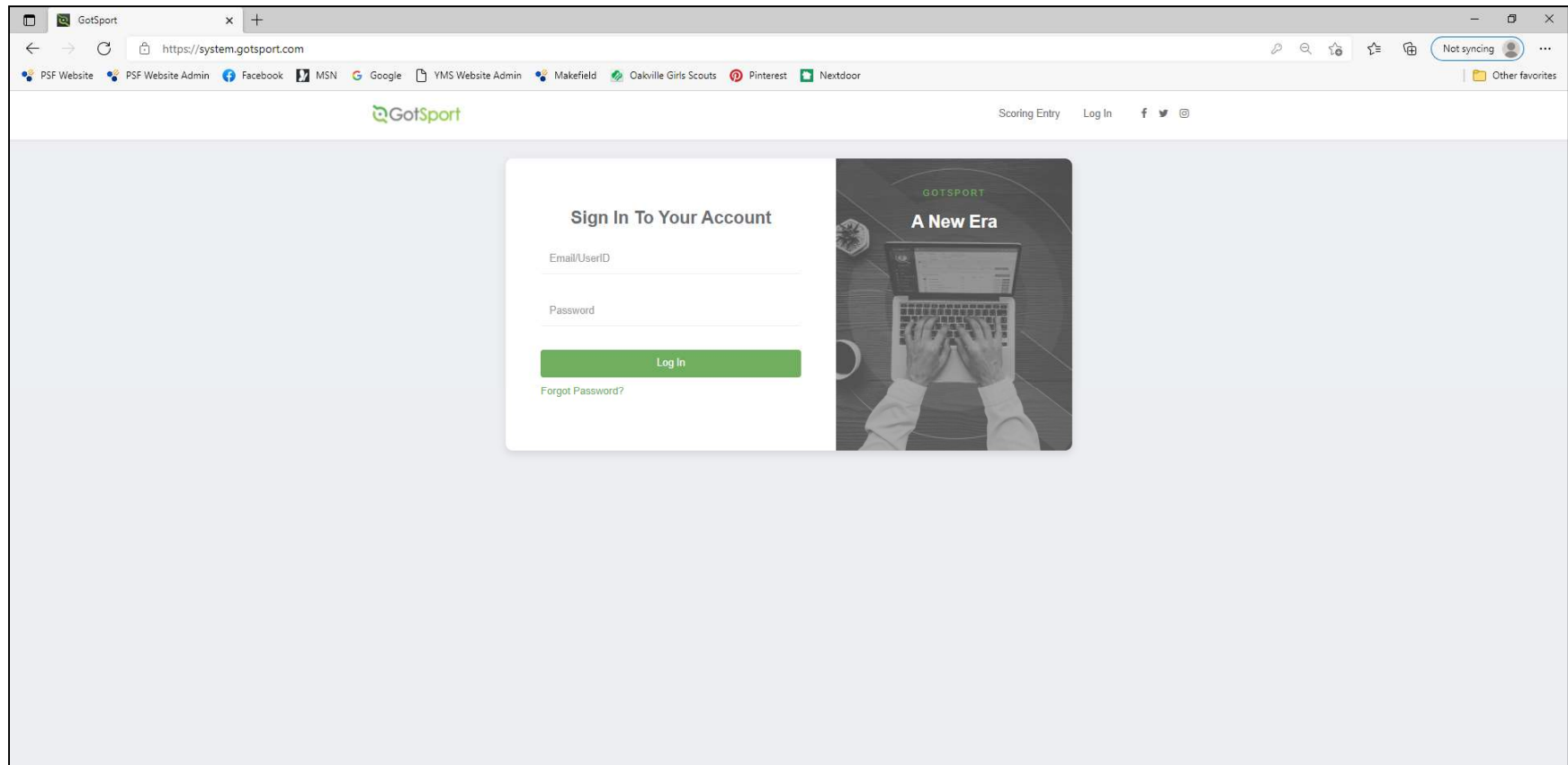
GOTSPORT 2021-22 PLAYER REGISTRATION



1. **ALL players must register with EPYS through GotSport in order to be added to a team roster. Items needed for registration:**
 - Photo (clear headshot of the player)
 - Birth Certificate/Proof of Age
 - Electronic signature on two EPYSA forms
 - NJYS Out of State Permission Form (*New Jersey residents only)
2. **Players who were on a YMS roster last year should only need to sign the 2021-22 EPYS forms. (Photo and proof of birth should already be in GotSport.)**
3. **Players who were rostered with a different EPYS club last year may only need to sign the 2021-22 EPYS forms, as long as their info was pulled into the system correctly. If not, you can either follow all of the steps to upload a photo/birth certificate, or email admin@ymssoccer.net to troubleshoot.**
4. **Players who were not on a YMS/EPYS roster last year will need to follow all of the steps below to complete their registration.**

GOTSPORT 2021-22 PLAYER REGISTRATION

1. Log into your GotSport account:
<https://system.gotsport.com/>
2. If you do not already have a GotSport account, click “FORGOT PASSWORD.” GotSport will send you an email so you can set your password & gain entry into the system.



GOTSPORT 2021-22 PLAYER REGISTRATION

You will now be logged into your **PARENT** account. This is different from your child's **PLAYER** account. (*Do not add any of your player's information on this screen.)

The screenshot shows the GotSport 2021-22 Player Registration form for a parent account. The interface features a green header with the GotSport logo and navigation icons. A top navigation bar includes links for Dashboard, Account (highlighted), Reporting, Team Management, Team Scheduling, Program Registrations, Forms, and Referee. A left sidebar lists various account management options: Account (highlighted), Roles, Tickets, Emergency Info, Family, Documents, Billing, and Recruiting Profile. The main content area is titled 'Profile' and includes tabs for Themes and Media Links. The profile section contains fields for Photo and Avatar, both with 'Choose File' buttons and 'No file' status. A 'College Recruiting' section features the NCSA logo and a 'Get Started' button. The form includes fields for First Name (Kelly), Middle Name, Last Name (Corso), and Suffix. Below these are fields for Preferred First Name, Email/UserID, and Contact Email. The Gender is set to 'Female', and the Date of Birth (DOB) is set to July 15. The Preferred Date Format is 'mm/dd/yyyy' and the Preferred Language is 'English (US) (English (US))'. The Graduation Year field is empty. A Password field is also present. A 'Help' button is located in the bottom right corner.

GotSport

Dashboard Account Reporting Team Management Team Scheduling Program Registrations Forms Referee

Account

Profile Themes Media Links

Photo Choose File No file Avatar Choose File No file

College Recruiting

NCSA Connect with Next College Student Athlete! Get Started

First Name Middle Name Last Name Suffix

Kelly Corso

Preferred First Name Email/UserID Contact Email

Gender Female DOB July 15

Preferred Date Format mm/dd/yyyy Preferred Language English (US) (English (US))

Graduation Year

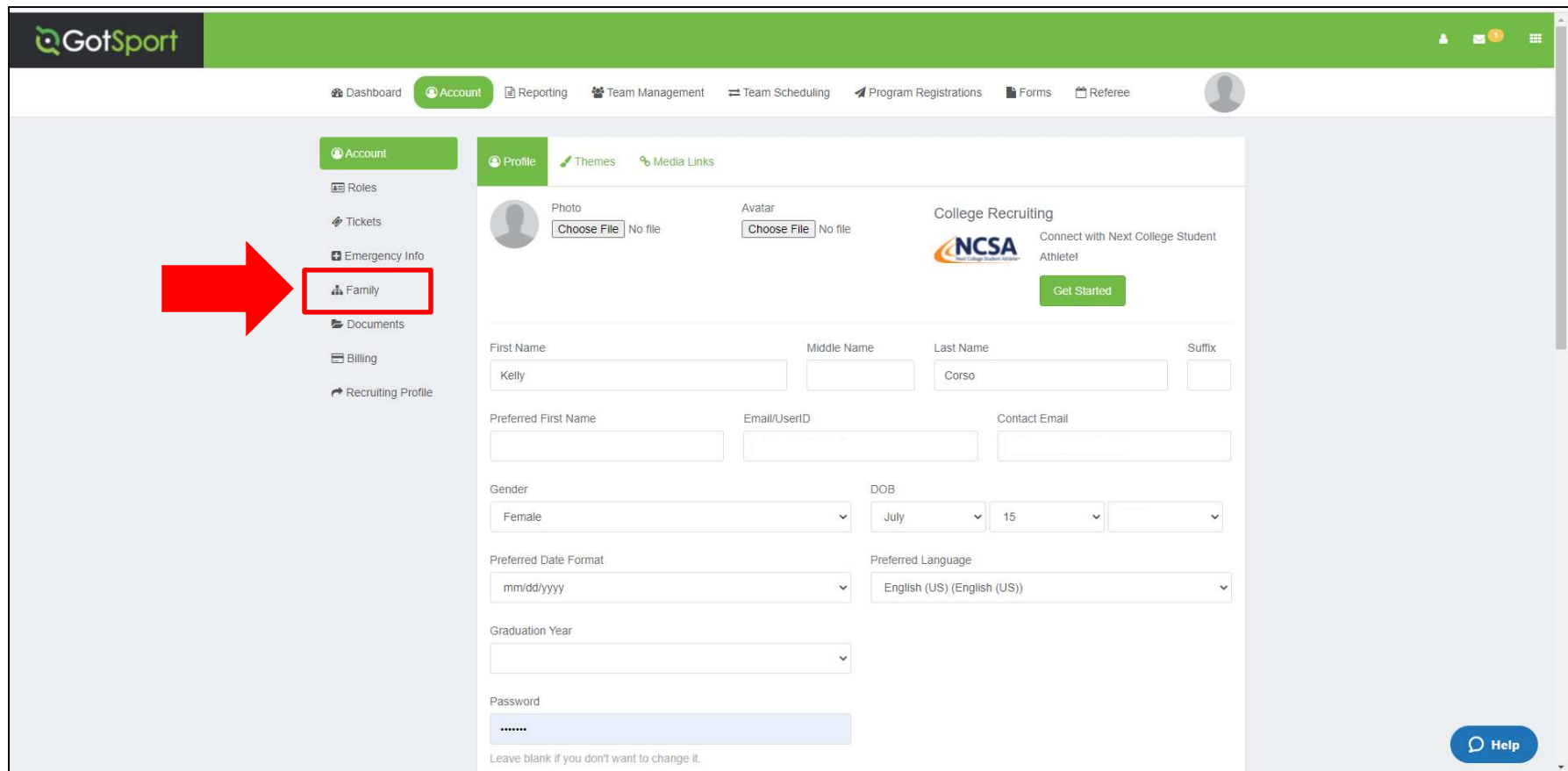
Password

Leave blank if you don't want to change it.

Help

GOTSPORT 2021-22 PLAYER REGISTRATION

To gain entry into the PLAYER account,
click on **FAMILY**.



The screenshot shows the GotSport 2021-22 Player Registration interface. The top navigation bar includes links for Dashboard, Account, Reporting, Team Management, Team Scheduling, Program Registrations, Forms, and Referee. The left sidebar contains links for Account, Roles, Tickets, Emergency Info, Family (highlighted with a red arrow), Documents, Billing, and Recruiting Profile. The main content area displays the 'Profile' section, which includes fields for Photo, Avatar, College Recruiting, First Name, Middle Name, Last Name, Suffix, Preferred First Name, Email/UserID, Contact Email, Gender, DOB, Preferred Date Format, Preferred Language, Graduation Year, and Password. A 'Get Started' button is visible next to the College Recruiting section.

GotSport

Dashboard Account Reporting Team Management Team Scheduling Program Registrations Forms Referee

Account

Roles Tickets Emergency Info **Family** Documents Billing Recruiting Profile

Profile Themes Media Links

Photo Choose File No file Avatar Choose File No file College Recruiting NCSA Connect with Next College Student Athlete! Get Started

First Name Middle Name Last Name Suffix

Kelly Corso

Preferred First Name Email/UserID Contact Email

Gender Female DOB July 15

Preferred Date Format mm/dd/yyyy Preferred Language English (US) (English (US))

Graduation Year

Password

Leave blank if you don't want to change it.

Help

GOTSPORT 2021-22 PLAYER REGISTRATION

The players associated with your parent account should appear.

Click on the player's name to enter their **PLAYER** account.

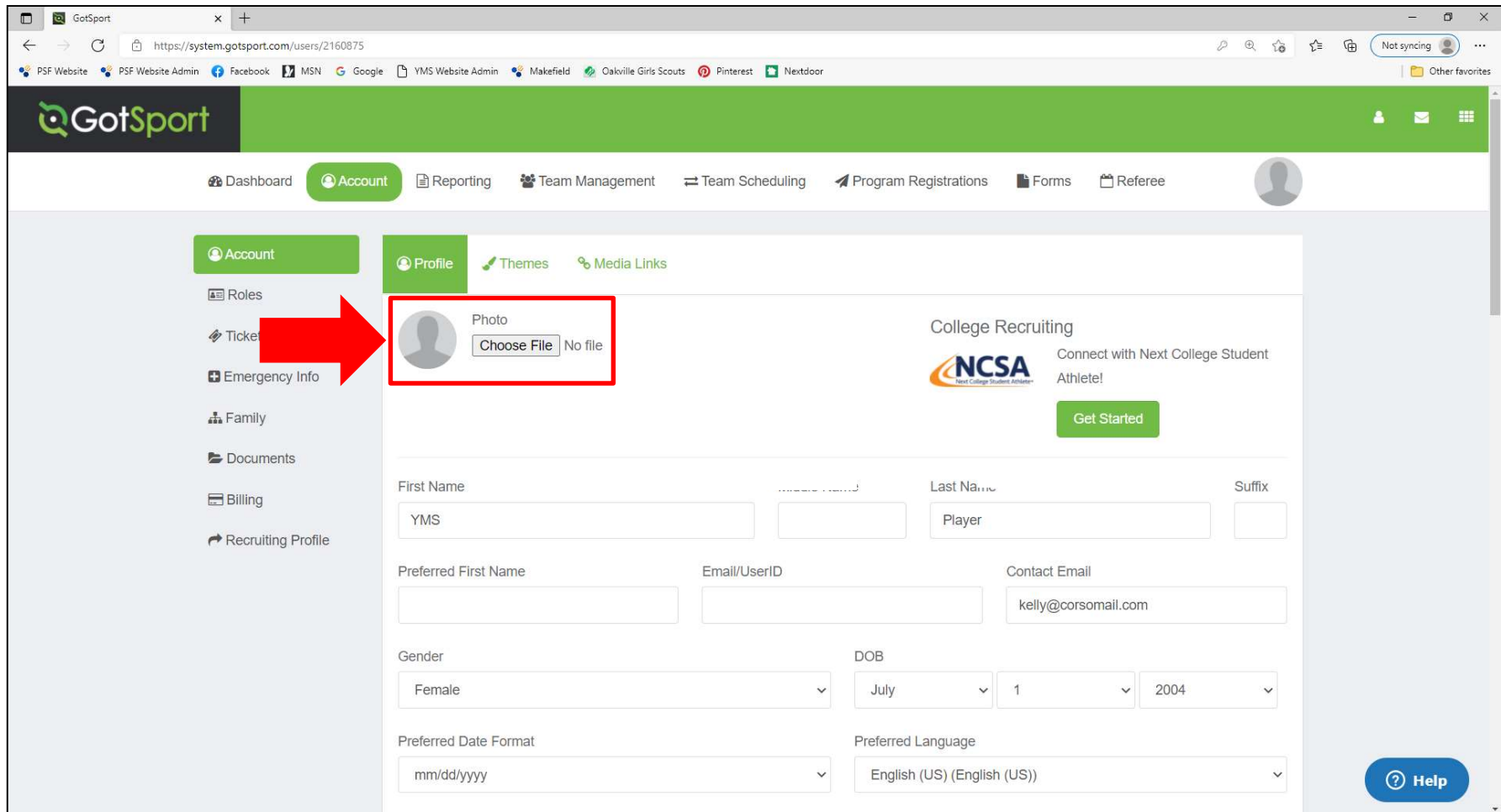
The screenshot shows the GotSport web application interface. The top navigation bar includes links for Dashboard, Account, Reporting, Team Management, Team Scheduling, Program Registrations, Forms, and Referee. The left sidebar contains links for Account, Roles, Tickets, Emergency Info, Family, Documents, Billing, and Recruiting Profile. The main content area displays the 'Family' section, which lists three entries: 'Player, YMS', 'Corso, Molly', and 'Corso, Emma'. The 'Player, YMS' entry is highlighted with a red box and a red arrow pointing to it. To the right of the entries, contact information is displayed: 'Phone number: 2677996372' and 'Mobile Phone Number: 2158011057' for the first entry, and 'Phone number: 2677996372' for the others. A 'Help' button is located in the bottom right corner.

Family	
Player, YMS	Phone number: 2677996372 Mobile Phone Number: 2158011057
Corso, Molly	Phone number: 2677996372
Corso, Emma	Phone number: 2677996372

GOTSPORT 2021-22 PLAYER REGISTRATION

UPLOAD PLAYER PHOTO:

Click on **CHOOSE FILE** to upload a photo.
Photo must be a CLEAR headshot of the child.

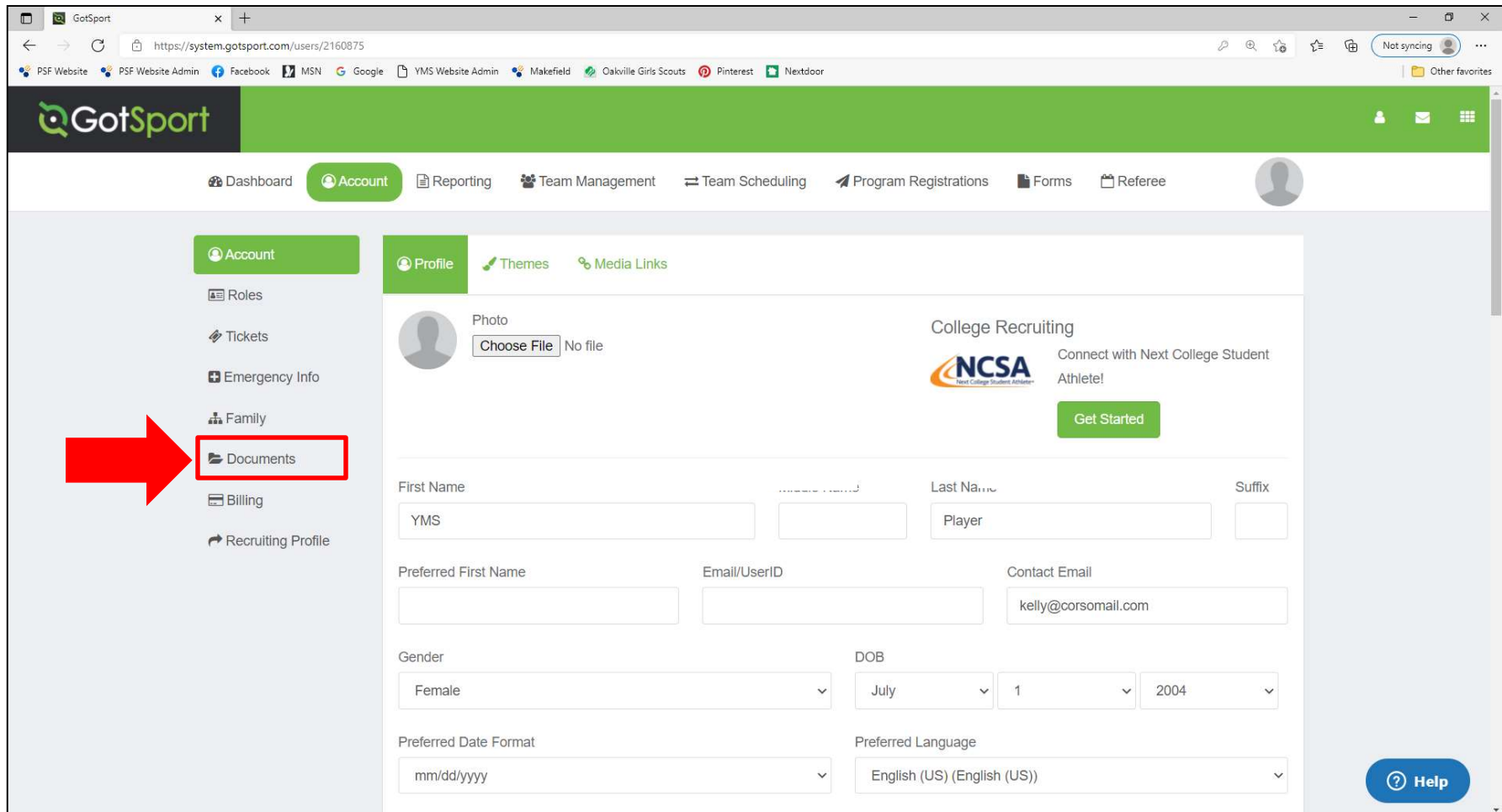


The screenshot shows the GotSport user interface. The top navigation bar includes links for Dashboard, Account, Reporting, Team Management, Team Scheduling, Program Registrations, Forms, and Referee. The left sidebar lists various account management options: Account, Roles, Tickets, Emergency Info, Family, Documents, Billing, and Recruiting Profile. The main content area is titled 'Profile' and includes tabs for Themes and Media Links. A red arrow points to the 'Photo' section, which contains a placeholder icon, a 'Choose File' button, and the text 'No file'. Below this, there is a 'College Recruiting' section with the NCSA logo and a 'Get Started' button. The form fields include First Name (YMS), Last Name (Player), Suffix, Preferred First Name, Email/UserID, Contact Email (kelly@corsomail.com), Gender (Female), DOB (July 1, 2004), Preferred Date Format (mm/dd/yyyy), and Preferred Language (English (US) (English (US))). A 'Help' button is located in the bottom right corner.

GOTSPORT 2021-22 PLAYER REGISTRATION

UPLOAD BIRTH CERTIFICATE:

Click on **DOCUMENTS**



The screenshot shows the GotSport 2021-22 Player Registration page. A red arrow points to the 'Documents' link in the left sidebar. The main content area shows a profile form with the following fields:

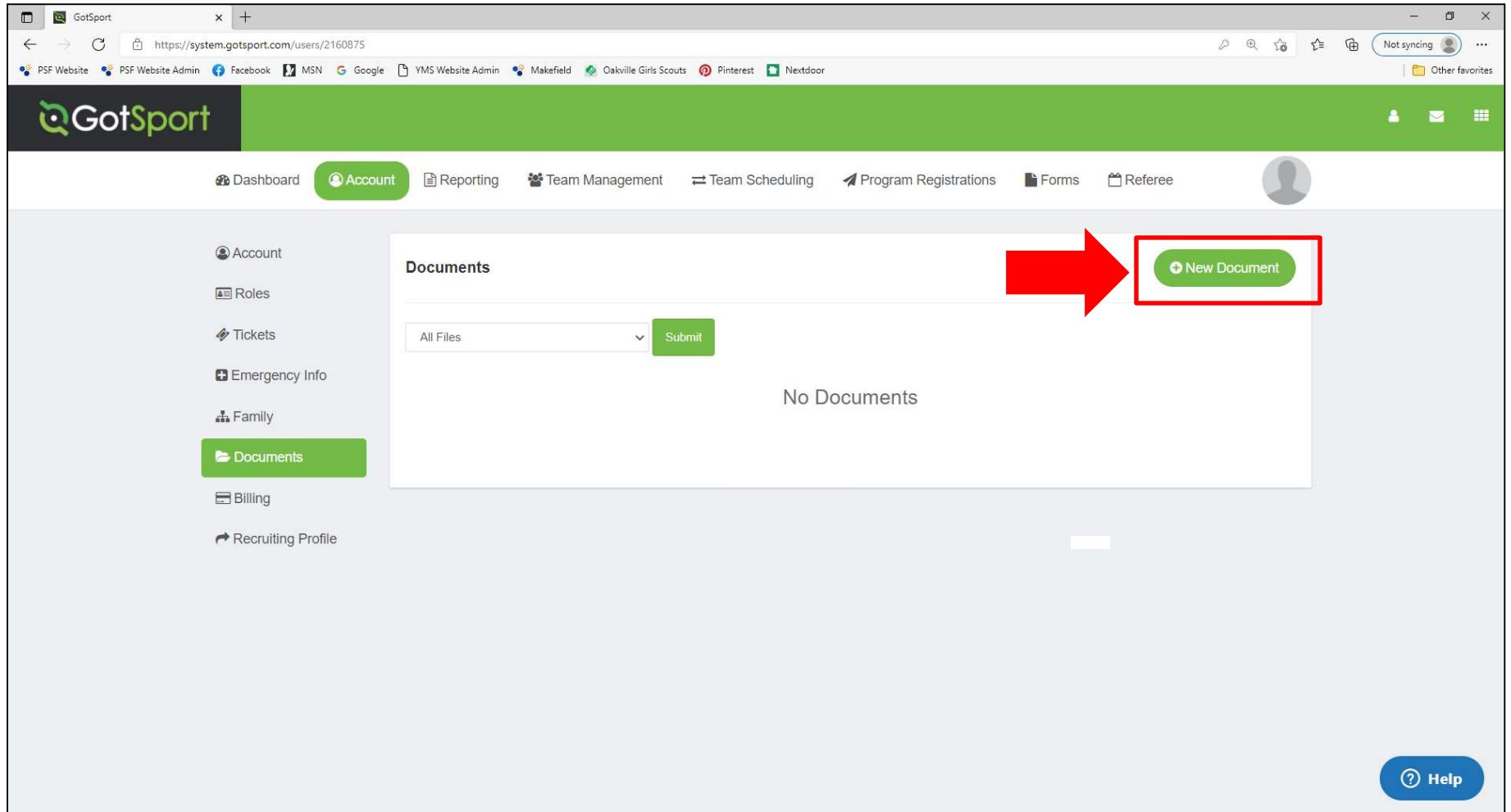
- First Name: YMS
- Last Name: Player
- Suffix:
- Preferred First Name:
- Email/UserID:
- Contact Email: kelly@corsomail.com
- Gender: Female
- DOB: July 1, 2004
- Preferred Date Format: mm/dd/yyyy
- Preferred Language: English (US) (English (US))

There is also a 'College Recruiting' section with the NCSA logo and a 'Get Started' button. The left sidebar includes links for Account, Roles, Tickets, Emergency Info, Family, Documents, Billing, and Recruiting Profile.

GOTSPORT 2021-22 PLAYER REGISTRATION

UPLOAD BIRTH CERTIFICATE:

Click on **NEW DOCUMENT**



GOTSPORT 2021-22 PLAYER REGISTRATION

UPLOAD BIRTH CERTIFICATE:

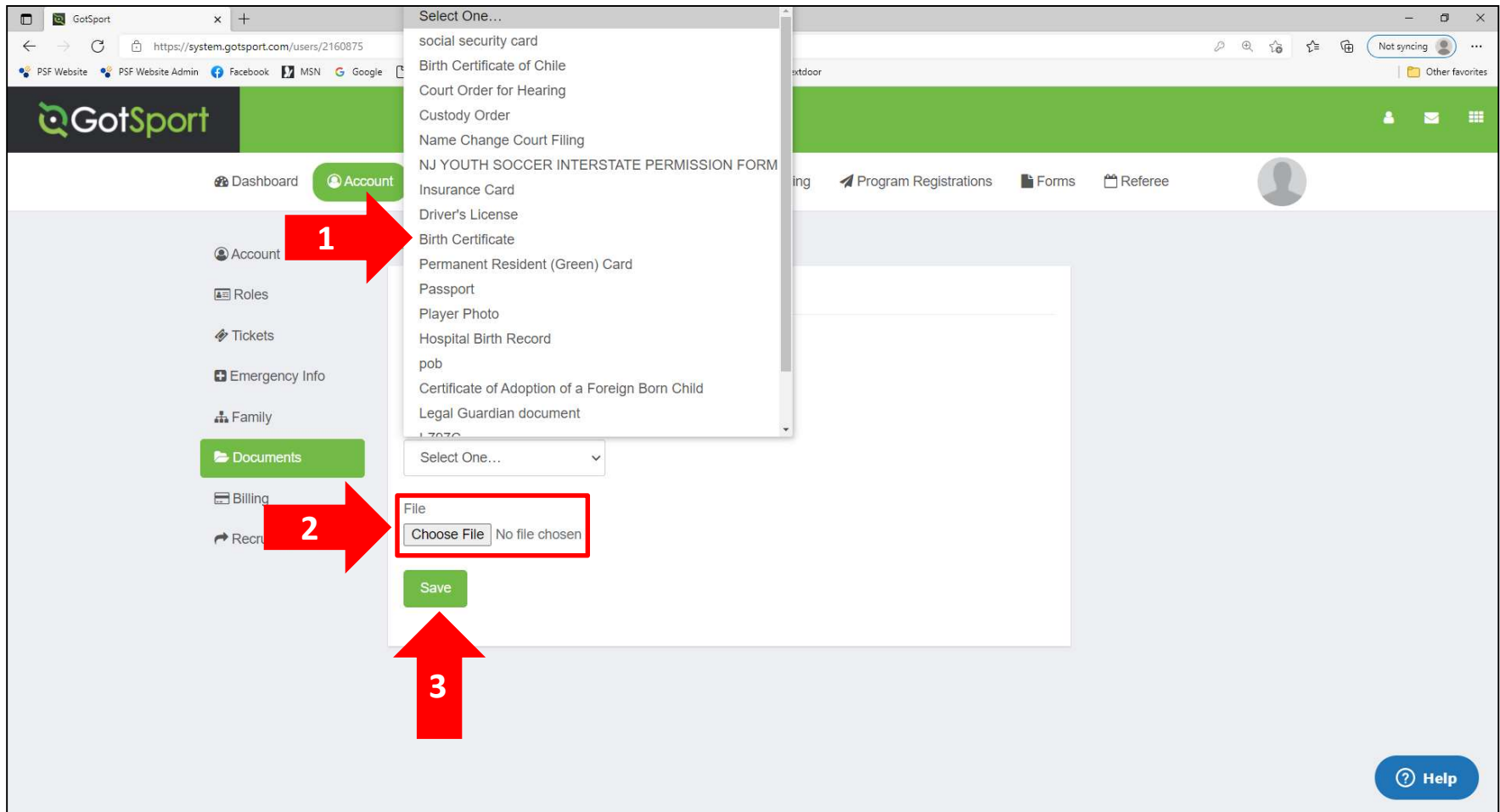
Select **BIRTH CERTIFICATE – EASTERN PENNSYLVANIA YOUTH SOCCER ASSOCIATION** from the drop-down menu & click **GO**.

The screenshot shows the GotSport website interface. The top navigation bar includes links for Dashboard, Account, Reporting, Team Management, Team Scheduling, Program Registrations, Forms, and Referee. The left sidebar lists various user options like Account, Roles, Tickets, Emergency Info, Family, Documents (highlighted), Billing, and Recruiting Profile. The main content area is titled 'New Document' and features a 'Document Repository' dropdown menu. The dropdown is open, showing a list of options: 'Select One...', 'Birth Certificate - Yardley Makefield Soccer', 'Birth Certificate - Eastern Pennsylvania Youth Soccer Association' (highlighted with a red arrow), 'EDP U20/U23 Proof of Birth - EDP Soccer', and 'US Club Soccer - Proof of Birth - US Club Soccer'. A green 'Go' button is located next to the dropdown. The browser's address bar shows the URL 'https://system.gotsport.com/users/2160875'.

GOTSPORT 2021-22 PLAYER REGISTRATION

UPLOAD BIRTH CERTIFICATE:

1. Select **BIRTH CERTIFICATE**
2. Click on **CHOOSE FILE** to upload the document
3. Click **SAVE**



GOTSPORT 2021-22 PLAYER REGISTRATION

SIGN REQUIRED EPYSA FORMS:

Click on **FORMS**

The screenshot shows the GotSport 2021-22 Player Registration interface. The top navigation bar is green and contains links for Dashboard, Account, Reporting, Team Management, Team Scheduling, Program Registrations, Forms, and Referee. A red box highlights the 'Forms' link, with a red arrow pointing to it. The main content area is divided into two sections: a left sidebar with links for Account, Roles, Tickets, Emergency Info, Family, Documents, Billing, and Recruiting Profile; and a right section for the registration form. The form includes fields for Photo, Avatar, College Registration, First Name, Middle Name, Last Name, Suffix, Preferred First Name, Email/UserID, Contact Email, Gender, DOB, Preferred Date Format, Preferred Language, Graduation Year, and Password. A 'Get Started' button is visible next to the College Registration section.

GotSport

Dashboard Account Reporting Team Management Team Scheduling Program Registrations **Forms** Referee

Account

- Roles
- Tickets
- Emergency Info
- Family
- Documents
- Billing
- Recruiting Profile

Profile Themes Media Links

Photo No file

Avatar No file

College Registration Connect with Next College Student

First Name Middle Name Last Name Suffix

Kelly

Preferred First Name Email/UserID Contact Email

kelly.corso@gmail.com kelly.corso@gmail.com

Gender DOB

Female July 15 1974

Preferred Date Format Preferred Language

mm/dd/yyyy English (US) (English (US))

Graduation Year

Password

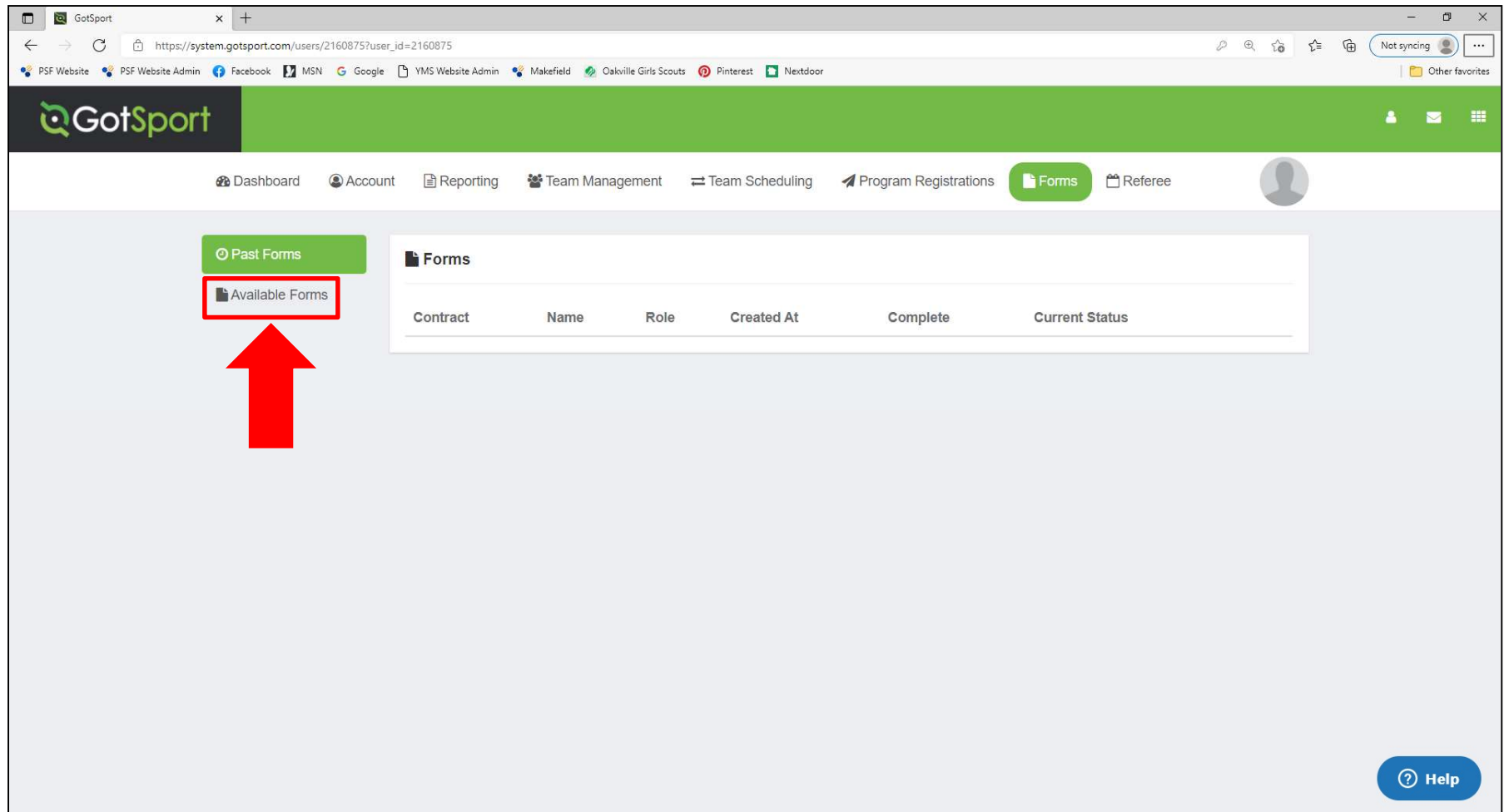
Leave blank if you don't want to change it.

Help

GOTSPORT 2021-22 PLAYER REGISTRATION

SIGN REQUIRED EPYSA FORMS:

Click on **AVAILABLE FORMS**



The screenshot shows the GotSport website interface. The top navigation bar includes links for Dashboard, Account, Reporting, Team Management, Team Scheduling, Program Registrations, Forms, and Referee. The 'Forms' button is highlighted in green. Below the navigation bar, there are two buttons: 'Past Forms' and 'Available Forms'. The 'Available Forms' button is highlighted with a red rectangle and a red arrow pointing to it. To the right of these buttons is a table titled 'Forms' with columns: Contract, Name, Role, Created At, Complete, and Current Status. A 'Help' button is located in the bottom right corner.

Contract	Name	Role	Created At	Complete	Current Status
----------	------	------	------------	----------	----------------

GOTSPORT 2021-22 PLAYER REGISTRATION

SIGN REQUIRED EPYSA FORMS:

Click **START** to access each form

1. EPYS Player Registration 2021/2022
2. Communicable Disease Agreement 2021/22

The screenshot shows the GotSport website interface. The top navigation bar includes links for Dashboard, Account, Reporting, Team Management, Team Scheduling, Program Registrations, Forms, and Referee. The main content area is titled 'Available Forms' and lists five forms with 'Start' buttons. Two forms are highlighted with red boxes: 'Eastern Pennsylvania Youth Soccer Player Registration 2021/2022' and 'Communicable Disease Agreement 2021/22'. The URL in the browser address bar is https://system.gotsport.com/users/2160875?user_id=2160875.

Form Title	Organization	Action
Eastern Pennsylvania Youth Soccer Player Registration 2020/2021	Eastern Pennsylvania Youth Soccer Association	Start
Eastern Pennsylvania Youth Soccer Player Registration 2021/2022	Eastern Pennsylvania Youth Soccer Association	Start
Communicable Disease Agreement 2020/21	Eastern Pennsylvania Youth Soccer Association	Start
FORM R002 (2021-22) Player Info, Medical Treatment Authorization, Liability Waiver/Release and Consent Form - GC	US Club Soccer	Start
Communicable Disease Agreement 2021/22	Eastern Pennsylvania Youth Soccer Association	Start

GOTSPORT 2021-22 PLAYER REGISTRATION

SIGN REQUIRED EPYSA FORMS:

Click on **REGISTER** next to the player's name

The screenshot shows a web browser window with the URL https://system.gotsport.com/forms/377948V48?subject_user_id=2160875. The page title is "Eastern Pennsylvania Youth Soccer Player Registration 2021/2022" and it is labeled as the "Official Player State Registration Form". A shopping cart icon shows "Cart (0)".

Below the header, the word "Register" is centered. A blue button with a plus icon and the text "New user" is followed by a "Register" button. Below this, there is a list of users, each with a profile picture, name, email, and a "Register" button. The last entry, "Yms Player", is highlighted with a red rectangular box.

Name	Email	Action
Kelly Corso	kelly@corsomail.com	Register
Emma Corso		Register
Molly Corso		Register
Yms Player		Register

GOTSPORT 2021-22 PLAYER REGISTRATION

SIGN REQUIRED EPYSA FORMS:

Click through the Profile Information screen, then complete & sign the form. Do this for **BOTH** forms.

****GotSport may kick you back into your parent account after you sign the first form, so you will need to go back into the **PLAYER** account again to access the second form. (Click **FAMILY**, then on the **PLAYER NAME**, then **FORMS**, then **AVAILABLE FORMS**.)****

The image displays two screenshots of the GotSport website interface. The top screenshot shows the 'Communicable Disease Agreement 2021/22' form, which includes a 'RELEASE OF LIABILITY AND ASSUMPTION OF RISK AGREEMENT'. The form has two tabs: 'Profile Information' and 'Registration Form'. The bottom screenshot shows the same form with the 'Registration Form' tab selected, displaying the agreement text. The text in the bottom screenshot includes:

Communicable Disease Agreement Registration Form

In consideration of being allowed to participate in any way in any program, event or activity sponsored or sanctioned by the Eastern Pennsylvania Youth Soccer Association, I the undersigned, acknowledge, appreciate, and agree that:

I am aware there are risks to me of exposure to directly or indirectly arising out of, contributed to, by, or resulting from an outbreak of any and all communicable disease, including but not limited to, the virus 'severe acute respiratory syndrome coronavirus 2 (SARS-CoV-2)', which is responsible for Coronavirus Disease (COVID-19) and/or any mutation or variation thereof.

I, for myself and on behalf of my heirs, assigns, personal representatives and next of kin, HEREBY RELEASE, INDEMNIFY, AND HOLD HARMLESS THE EASTERN PENNSYLVANIA YOUTH SOCCER ASSOCIATION, its member clubs and affiliates; its officers, officials, agents and/or employees (RELEASEES), from any and all claims, demands, losses, and liability arising out of or related to any ILLNESS, INJURY, DISABILITY OR DEATH I may suffer, WHETHER ARISING FROM THE NEGLIGENCE OF THE RELEASEES OR OTHERWISE, to the fullest extent permitted by law.

I HAVE READ THIS RELEASE OF LIABILITY AND ASSUMPTION OF RISK AGREEMENT, FULLY UNDERSTAND ITS TERMS, UNDERSTAND THAT I HAVE GIVEN UP SUBSTANTIAL RIGHTS BY SIGNING IT, AND SIGN IT FREELY AND VOLUNTARILY WITHOUT ANY INDUCEMENT.

FOR PARENTS/GUARDIANS OF PARTICIPANT OF MINOR AGE (UNDER AGE 18 AT TIME OF REGISTRATION)

This is to certify that I, as parent/guardian with legal responsibility for this participant, do consent and agree to his/her release as provided above of all the Releasees, and, for myself, my heirs, assigns, and next of kin, I release and agree to indemnify and hold harmless the Releasees from any and all liability incidents to my minor child's involvement or participation in these programs as provided above, EVEN IF ARISING FROM THE NEGLIGENCE OF THE RELEASEES, to the fullest extent permitted by law.

GOTSPORT 2021-22 PLAYER REGISTRATION

Players who live in New Jersey will need to obtain permission from New Jersey Youth Soccer (NJYS) in order to register with EPYS.

Once NJYS opens registration for 2021-22, you will need to register with them, then upload the permission form you receive into GotSport.

NJ YOUTH SOCCER INTERSTATE PERMISSION FORM:

1. Click **DOCUMENTS/NEW DOCUMENT**
2. Select **BIRTH CERTIFICATE – EASTERN PENNSYLVANIA YOUTH SOCCER ASSOCIATION**
3. Click **GO**.

The screenshot shows the GotSport website interface. The top navigation bar includes links for Dashboard, Account, Reporting, Team Management, Team Scheduling, Program Registrations, Forms, and Referee. The left sidebar contains links for Account, Roles, Tickets, Emergency Info, Family, Documents, Billing, and Recruiting Profile. The main content area displays the 'New Document' form, which includes a 'Document Repository' dropdown menu. A red arrow labeled '1' points to the 'Documents' link in the sidebar. Another red arrow labeled '2' points to the 'Birth Certificate - Eastern Pennsylvania Youth Soccer Association' option in the dropdown menu. The 'Go' button is also visible next to the dropdown.

GOTSPORT 2021-22 PLAYER REGISTRATION

NJ YOUTH SOCCER INTERSTATE PERMISSION FORM:

1. Select **NJ YOUTH SOCCER INTERSTATE PERMISSION FORM**
2. Click on **CHOOSE FILE** to upload the document
3. Click **SAVE**

The screenshot shows the GotSport website interface. On the left, a sidebar menu contains links for Dashboard, Account, Roles, Tickets, Emergency Info, Family, Documents, Billing, and Recruitment. The 'Documents' link is highlighted with a red arrow and the number '1'. A dropdown menu is open, showing a list of document types. The 'NJ YOUTH SOCCER INTERSTATE PERMISSION FORM' is selected, indicated by a red arrow and the number '2'. Below the dropdown, a 'File' section contains a 'Choose File' button and the text 'No file chosen'. A red arrow and the number '3' point to the 'Save' button at the bottom of the form. The main content area on the right shows the 'Program Registrations' tab and a user profile icon.

GOTSPORT 2021-22 PLAYER REGISTRATION



TROUBLESHOOTING TIP!

All of the registration items must be completed in the **PLAYER** account. When you log into GotSport, you will be in your **PARENT** account. Click **FAMILY**, then on your **PLAYER'S NAME** to access their player account.

Questions?

Email: admin@ymssoccer.net or your team manager