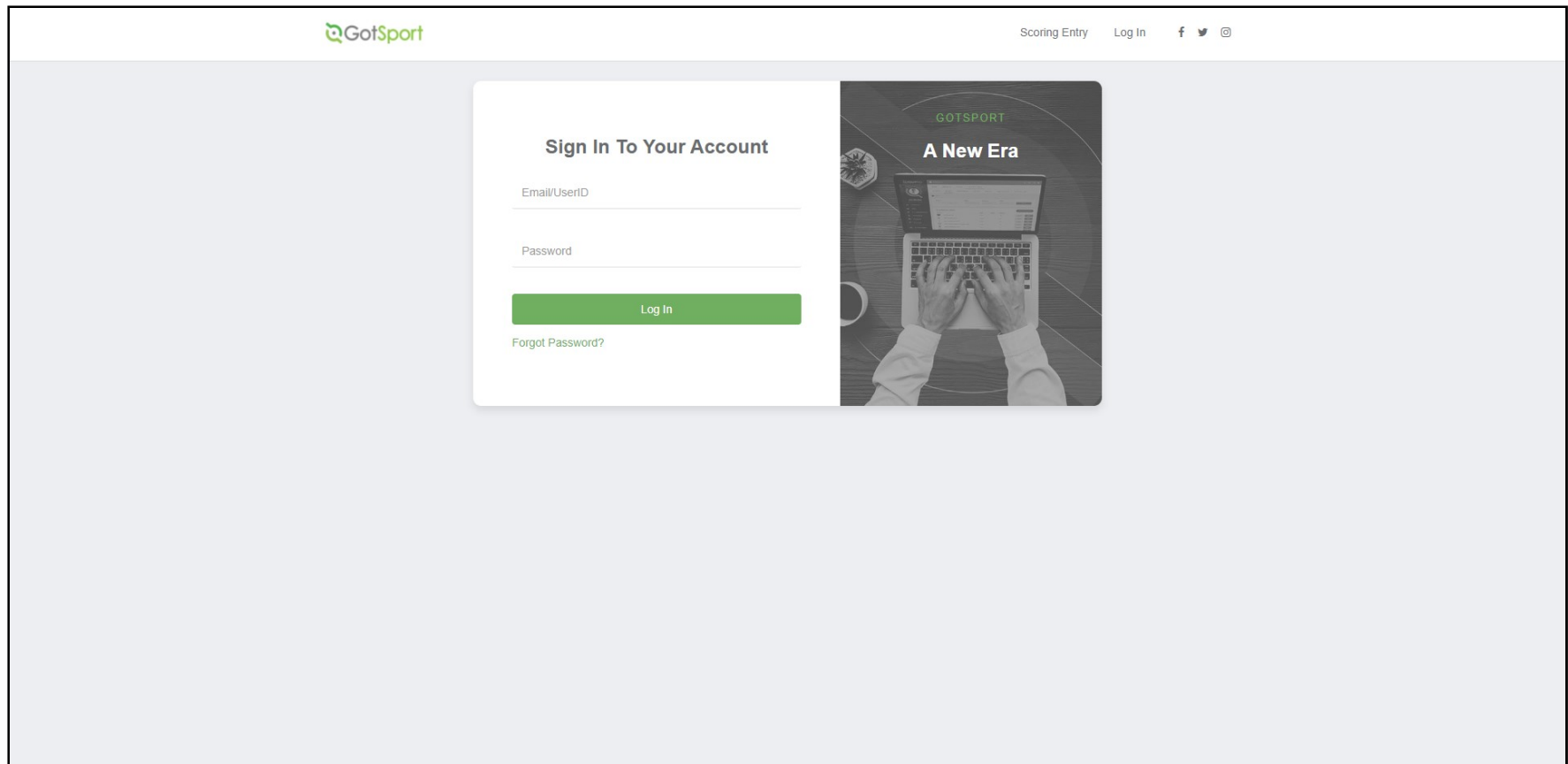


GOTSPORT COACH & MANAGER REGISTRATION

1. Log into your GotSport account:
<https://system.gotsport.com/>
2. If you do not already have a GotSport account, click “FORGOT PASSWORD.” GotSport will send you an email so you can set your password & gain entry into the system.



The screenshot displays the GotSport login interface. At the top left is the GotSport logo. The top right navigation bar includes links for 'Scoring Entry', 'Log In', and social media icons for Facebook, Twitter, and Instagram. The main content area is split into two panels. The left panel, titled 'Sign In To Your Account', contains input fields for 'Email/UserID' and 'Password', a green 'Log In' button, and a 'Forgot Password?' link. The right panel features a background image of hands typing on a laptop, with the text 'GOTSPORT' and 'A New Era' overlaid.

GOTSPORT COACH & MANAGER REGISTRATION

UPLOAD A PHOTO

1. Click on CHOOSE FILE to upload a photo.

Photo must be a clear headshot. It will appear on your coaches card & your team's official roster.

The screenshot shows the GotSport web application interface. The top navigation bar is green with the GotSport logo and user icons. Below it is a secondary navigation bar with links: Dashboard, Account (highlighted), Reporting, Team Management, Team Scheduling, Program Registrations, Forms, and Referee. The main content area is divided into a left sidebar and a central profile form.

Left Sidebar:

- Account (highlighted)
- Roles
- Emergency Info
- Family
- Documents
- Billing
- Recruiting Profile

Central Profile Form:

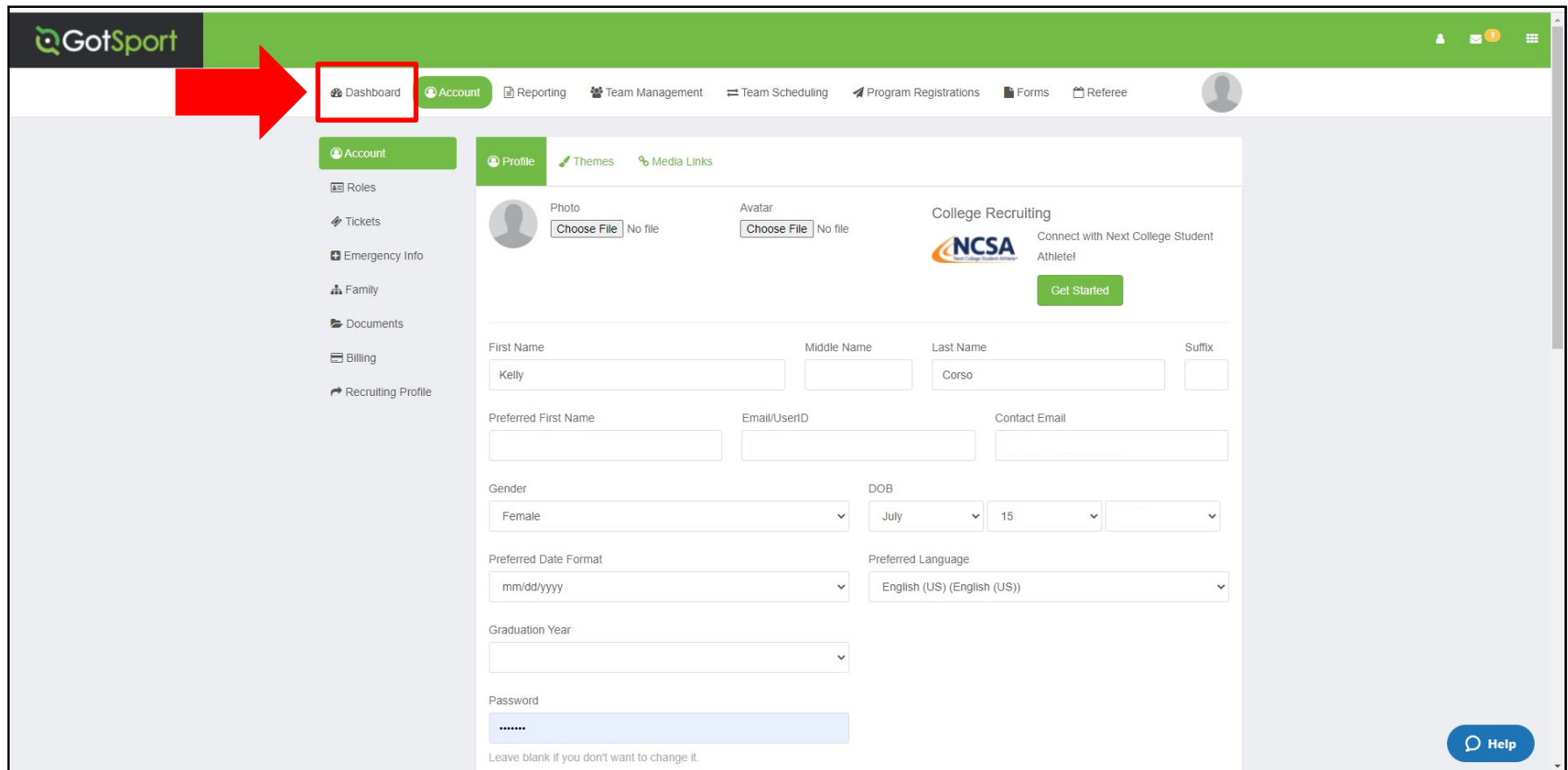
- Profile Tab:** Includes a 'Photo' section with a 'Choose File' button (highlighted by a red box and a red arrow) and an 'Avatar' section with a 'Choose File' button.
- College Recruiting:** Features the NCSA logo and a 'Get Started' button.
- Form Fields:**
 - First Name: Kelly
 - Middle Name: (empty)
 - Last Name: Corso
 - Suffix: (empty)
 - Preferred First Name: (empty)
 - Email/UserID: (empty)
 - Contact Email: (empty)
 - Gender: Female (dropdown)
 - DOB: July 15 (dropdowns)
 - Preferred Date Format: mm/dd/yyyy (dropdown)
 - Preferred Language: English (US) (English (US)) (dropdown)
 - Graduation Year: (empty dropdown)
 - Password: (masked with dots)

A 'Help' button is located in the bottom right corner.

GOTSPORT COACH & MANAGER REGISTRATION

UPLOAD CLEARANCES/EPYS REQUIREMENTS

1. Click on DASHBOARD



The screenshot displays the GotSport web application interface. The top navigation bar is green and contains the GotSport logo on the left and a user profile icon on the right. A red arrow points to the 'Dashboard' link in the navigation bar. The main content area is divided into two sections: a left sidebar and a main profile form.

Left Sidebar:

- Account (highlighted in green)
- Roles
- Tickets
- Emergency Info
- Family
- Documents
- Billing
- Recruiting Profile

Main Profile Form:

- Profile:** Includes a photo upload area with a 'Choose File' button and a 'No file' status.
- Avatar:** Includes an avatar upload area with a 'Choose File' button and a 'No file' status.
- College Recruiting:** Includes the NCSA logo and a 'Get Started' button.
- Form Fields:**
 - First Name: Kelly
 - Middle Name: (empty)
 - Last Name: Corso
 - Suffix: (empty)
 - Preferred First Name: (empty)
 - Email/UserID: (empty)
 - Contact Email: (empty)
 - Gender: Female (dropdown)
 - DOB: July 15 (dropdowns)
 - Preferred Date Format: mm/dd/yyyy (dropdown)
 - Preferred Language: English (US) (English (US)) (dropdown)
 - Graduation Year: (empty dropdown)
 - Password: (masked with dots)

At the bottom right, there is a 'Help' button.

GOTSPORT COACH & MANAGER REGISTRATION

1. Your user requirements will be listed on your Dashboard.
2. Click on MORE INFO next to each requirement to access the upload/completion screen for each one.
 - PA Child Welfare (upload)
 - FBI Fingerprint or Affidavit (upload)
 - PA State Police Criminal History (upload)
 - Safe Sport (launch course)
 - Heads Up (launch course)
 - EPYS Risk Management (electronic signature)

The screenshot shows the GotSport dashboard for user Kelly Corso. The top navigation bar includes the GotSport logo and user account information. The main content area displays a table of requirements for Yardley Makefield Soccer. A red arrow points to the 'More Info' link for the PA Child Welfare History requirement.

User Profile: Kelly Corso, kelly.corso@gmail.com, Edit

Navigation: Dashboard, Account, Reporting, Team Management, Team Scheduling, Program Registrations, Forms, Referee

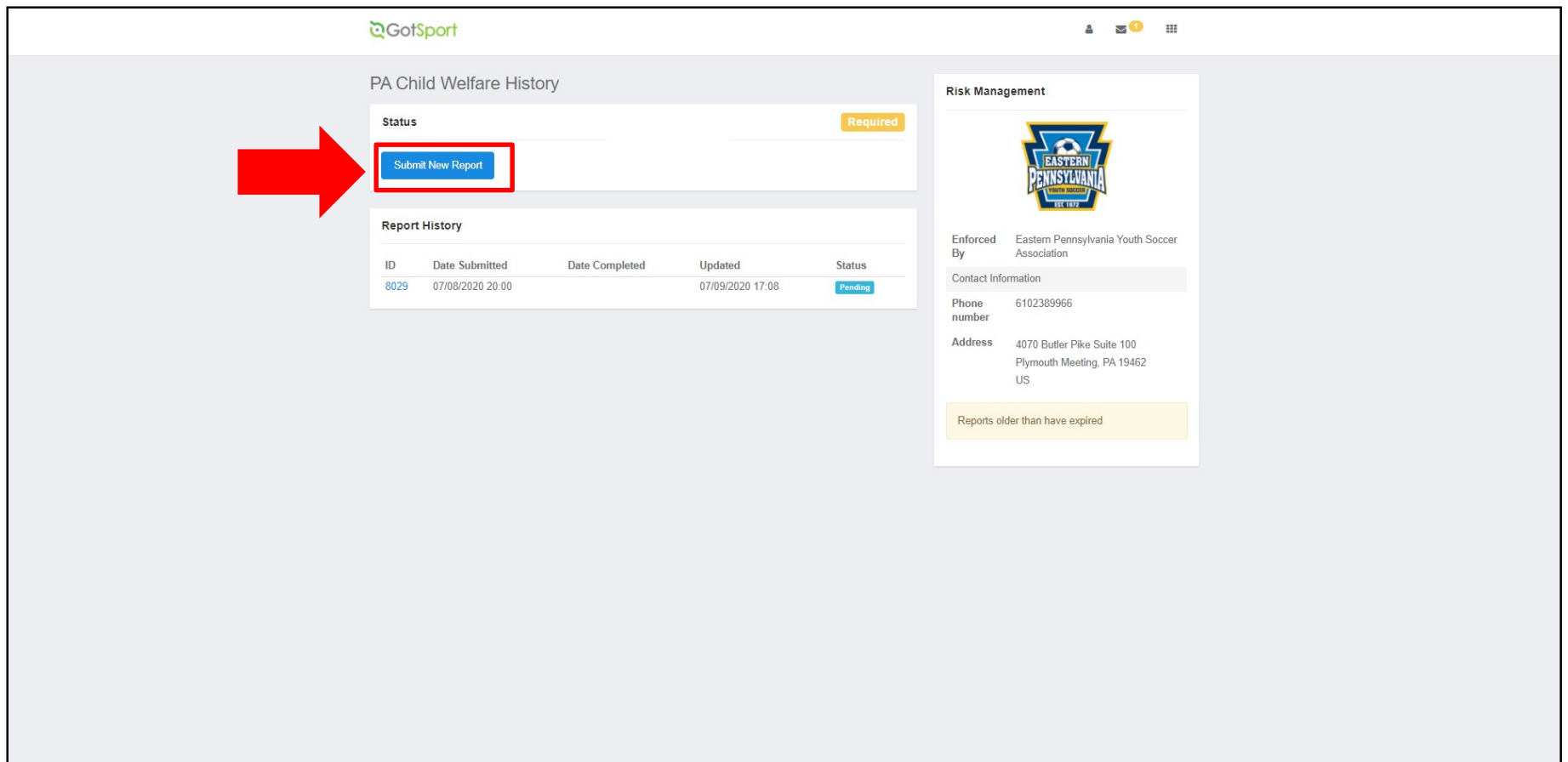
Team: Yardley Makefield Soccer, Yardley, PA, US

Role	Level	Affiliate	USYS Requirements	Rolling	20/21	21/22	More Info
manager	Competitive	USYS	PA Child Welfare History Pending	Required	Not/Applicable	Not/Applicable	More Info
			FBI Fingerprint or Affidavit	Required	Not/Applicable	Not/Applicable	More Info
			PA State Police Criminal History Pending	Required	Not/Applicable	Not/Applicable	More Info
			Safe Sport	Required	Not/Applicable	Not/Applicable	More Info
			Heads Up	Required	Not/Applicable	Not/Applicable	More Info
			Eastern Pennsylvania Youth Soccer Risk Management Pending	Required	Not/Applicable	Not/Applicable	More Info

Help

GOTSPORT COACH & MANAGER REGISTRATION

1. Click **SUBMIT NEW REPORT** to upload/complete the required document.



The screenshot shows the GotSport interface for PA Child Welfare History. A red arrow points to the 'Submit New Report' button, which is highlighted with a red box. The page includes a 'Report History' table and a 'Risk Management' sidebar.

PA Child Welfare History


Status Required

[Submit New Report](#)

Report History

ID	Date Submitted	Date Completed	Updated	Status
8029	07/08/2020 20:00		07/09/2020 17:08	Pending

Risk Management



Enforced By: Eastern Pennsylvania Youth Soccer Association

Contact Information

Phone number: 6102389966

Address: 4070 Butler Pike Suite 100
Plymouth Meeting, PA 19462
US

Reports older than have expired

GOTSPORT COACH & MANAGER REGISTRATION

The Safe Sport course must be completed annually.

Safe Sport

1. Copy the access code & click START COURSE

Note: If you have previously completed Safe Sport, you can click the yellow CHECK RECORDS button to have the completed certificate matched to your account. The First Name, Last Name, and Email Address for your Safe Sport account must match for the certificate to pull over properly.

GotSport

Safe Sport

Status

Access Code: YC3E-6P5G-YYIL-CS2M

Required

Start Course

Already completed this course?

If you have already completed the course or recently completed a refresher, click the Check Records button to lookup a completed record matching your name and email address.

Check Records

Show Safe Sport Upload Form

Report History

ID	Date Submitted	Date Completed	Updated	Status
----	----------------	----------------	---------	--------

Risk Management

Enforced By Eastern Pennsylvania Youth Soccer Association

Contact Information

Phone number 6102389966

Address 4070 Butler Pike Suite 100
Plymouth Meeting, PA 19462
US

Reports older than 07/02/2020 have expired

GOTSPORT COACH & MANAGER REGISTRATION

Safe Sport

1. Paste the access code & click SAVE.

The Safe Sport course must be completed annually.

The screenshot displays the GOTSport registration process. At the top, there is a 'MENU' icon on the left and a 'SIGN IN' link on the right. The main heading is 'Register', with 'Step 1 of 2' indicated on the right. Below this, there is a 'First Name' input field. A modal window titled 'Add Membership' is open in the center. Inside this modal, there is a dropdown menu labeled 'Select an Organization...' with 'U.S. Soccer' selected. Below this is an 'Access Code' input field containing the text 'YC3E-6P5G-YYIL-CS2M'. A large red arrow points from the left towards this input field. At the bottom of the modal, there is a link: 'Not in the list? Go to the [contact form](#) and submit a request to add your organization.' At the bottom right of the modal are three buttons: 'Cancel', 'Save' (which is highlighted with a red rectangle), and 'Continue'. The footer of the page includes the 'U.S. Center for SafeSport' logo and text, along with links for 'Terms of Use', 'Privacy Policy', and 'Accessibility'.

GOTSPORT COACH & MANAGER REGISTRATION

The Heads Up course must be completed annually.

Heads Up

1. Click LAUNCH HEADS UP to complete the course.

Note: If you have previously completed the Heads Up course, you can click the yellow CHECK RECORDS button to have the completed certificate matched to your account. The First Name, Last Name, and Email Address must match for the certificate to pull over properly.

The screenshot displays the GotSport user interface for Heads Up registration. The top navigation bar includes the GotSport logo and user icons. The main content area is divided into two columns. The left column, titled 'Heads Up', contains a 'Status' section with a 'Required' label, a 'Check Records' button, and a 'Launch Heads Up' button. A large red arrow points to the 'Launch Heads Up' button. Below the 'Status' section is a 'Report History' table with columns for ID, Date Submitted, Date Completed, Updated, and Status. The right column, titled 'Risk Management', features the Eastern Pennsylvania Youth Soccer Association logo, the text 'Enforced By Eastern Pennsylvania Youth Soccer Association', and contact information including a phone number and address. A yellow banner at the bottom of the Risk Management section states 'Reports older than 07/02/2020 have expired'.

GotSport

Heads Up

Status

Required

Check Records

Launch Heads Up

Show Heads Up Upload Form

Report History

ID	Date Submitted	Date Completed	Updated	Status
----	----------------	----------------	---------	--------

Risk Management

Enforced By Eastern Pennsylvania Youth Soccer Association

Contact Information

Phone number 6102389966

Address 4070 Butler Pike Suite 100
Plymouth Meeting, PA 19462
US

Reports older than 07/02/2020 have expired