

2020/21 Player Registration for Eastern Pennsylvania Youth Soccer (EPYS)

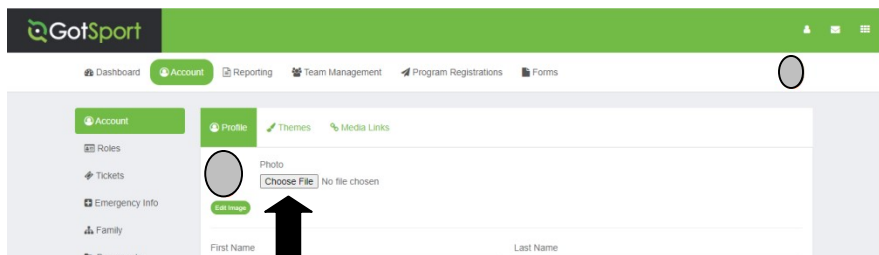
HOW TO ACCESS YOUR ACCOUNT:

1. Go to this website: <https://system.gotsport.com/>
2. Enter the email address that was used for your child's YMS registration in TeamSnap in the **EMAIL/USER ID** spot, and select "**FORGOT PASSWORD**"

*"Parent 1" & "Parent 2" email addresses were copied from your player registration in TeamSnap, and in some cases may have been imported from EPYS 2019/20 registrations. If you are having trouble accessing your child's account or completing any of the requirements, please try one of those other possible email addresses!
3. GotSport will send you an email so you can set your password and gain entry into the system.
4. Once you gain access to the system, you should be in your **parent account** (the account name should be the parent name). From the "Account" tab, click on the "Family" link on the left-hand side to access your **child's profile**. Once you click on the child's profile, you will have the ability to upload a photo, birth certificate (if necessary) and sign the EPYSA forms.
5. If multiple player name options are available once you log in, be sure to choose the one with the name that matches your child's birth certificate. (For example, choose "John Doe" not "Johnny Doe"). All player names must match the name on their birth certificate exactly. Age verifications from 2019/20 were imported using formal birth certificate names, and players will not be verified unless the names match.
6. Please check the rest of the information in the account for accuracy and update as needed.

HOW TO UPLOAD PLAYER PHOTOS – REQUIRED FOR ALL PLAYERS:

1. Once you're logged into GotSport, click on **ACCOUNT**.
2. Click on **CHOOSE FILE** next to the photo icon.
3. Photos must be passport-style headshots only. No hats or sunglasses. No other people in the photo.

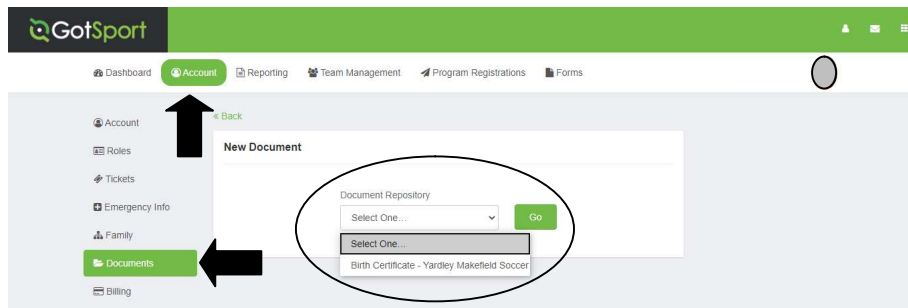


HOW TO UPLOAD AGE DOCUMENTATION (*REQUIRED FOR ALL PLAYERS NEW TO EPYS*):

All new travel players to Eastern Pennsylvania Youth Soccer (EPYS) must provide proof of age. Returning travel players from the 2019/20 season **DO NOT** need to provide proof of age documentation. Click on **ACCOUNT**.

1. Click on **DOCUMENTS**.
2. Select from the **DOCUMENT REPOSITORY, BIRTH CERTIFICATE**.

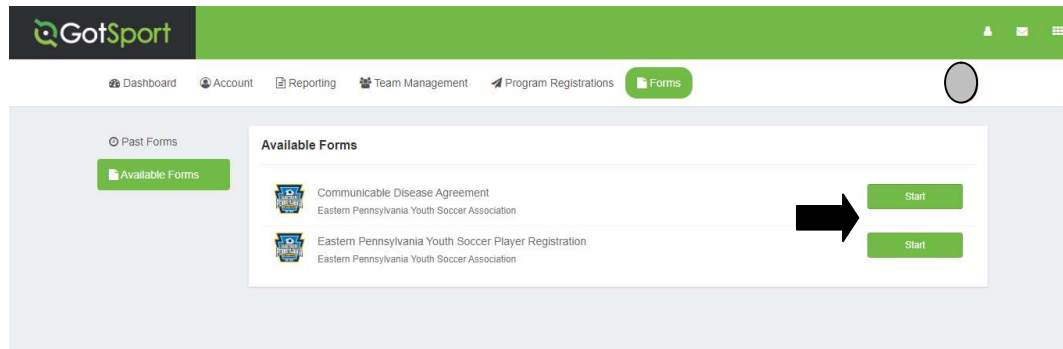
3. If no option is available in the drop-down, click on **NEW FORM/DOCUMENT REPOSITORY** and label Birth Certificate.



HOW TO COMPLETE REQUIRED FORMS:

The **Eastern Pennsylvania Youth Soccer Registration** and **Communicable Disease Agreement** are **required** for all players.

1. Select **FORMS**, then **AVAILABLE FORMS**.
2. Both agreements require a signature.



PLAYERS WHO LIVE IN NEW JERSEY:

ALL players who live in New Jersey will need to obtain permission from New Jersey Youth Soccer (NJYS) in order to register with EPYS. This permission form will then need to be uploaded into the **BIRTH CERTIFICATE** area in the player's GotSport account by following the age documentation directions above. More info and instructions from EPYS will be coming soon!

